



Gannon Men's Basketball Record Book



Table of Contents

Gannon Basketball.....	1
2019-20 Quick Facts Phone Directory.....	2
Media Information Coverage.....	3

2020 TOURNAMENT INFORMATION & HISTORY

36th Annual Gary Miller Classic.....	4-6
The Porreco Cup Porreco Pride of Erie Games.....	7-10

GOLDEN KNIGHTS IN THE PROS

Where Did They Go.....	11
------------------------	----

2019-20 OPPONENTS

Series Results vs. 2019-20 Opponents.....	12-13
---	-------

HAMMERMILL CENTER

All-Time Home Records.....	14
----------------------------	----

ALL-TIME RECORDS

Individual Team Records.....	16
30-Point Club 20-Rebound Club.....	17
All-Time Career Records.....	18-20
All-Time Single-Season Records.....	20-22

GANNON BASKETBALL HISTORY

The Scoring Fab Five.....	23
All-Time Coaches Year-by-Year Records.....	24
NCAA Tournament Appearances.....	25
Miscellaneous Records.....	26-27
All-Time Letterwinners.....	28-31
All-Time Records vs. All Opponents.....	32-33
All-Time Results.....	34-41
All-Time Postseason Awards.....	42-43

GANNON FACTS

Location.....	University Square, Erie, Pa. 16541
Founded.....	1925
Enrollment.....	4,149
Nickname.....	Lady Knights
School Colors.....	Maroon and Gold
Affiliation.....	NCAA Division II
Conference.....	Pennsylvania State Athletic Conference (PSAC)
PSAC Website.....	www.psacsports.org
Home Court (Capacity).....	Hammermill Center (2,800)
Athletic Department Phone.....	(814) 871-7416
Athletic Department Fax.....	(814) 871-7575
Gannon Website.....	www.gannonsports.com
Press Table Phone.....	(814) 871-7424
Visiting Radio Co-Op Line.....	(814) 871-7326

President.....Keith Taylor, Ph.D.
Office Phone.....(814) 871-7609

Faculty Representative.....Jason Wick
Office Phone.....(814) 871-7128
Email.....wick004@gannon.edu

Director of Athletics.....Lisa Goddard McGuirk
Office Phone.....(814) 871-7416
Email.....mcguirk001@gannon.edu

Associate Director of Athletics.....Dan Teliski
Office Phone.....(814) 871-7126
Email.....teliski002@gannon.edu

Assistant Director of Athletics for Business & Finance/SWAKathy MacMurdy
Office Phone.....(814) 871-7476
Email.....macmurdy001@gannon.edu

BASKETBALL STAFF

Head Coach.....Kelvin Jefferson
Record at Gannon.....
Career Record.....
Office Phone.....(814) 871-7417
Email.....jefferso001@gannon.edu
Basketball Office Fax.....(814) 871-5349

Assistant Coach.....Stephen Griffin (First Season)
Office Phone.....(814) 871-7212
Email.....griffin011@gannon.edu

Assistant Coach.....Jordan Martz (First Season)
Office Phone.....(814) 871-7212
Email.....martz010@gannon.edu

TEAM INFORMATION

Gannon's 2018-19 Record.....11-18
PSAC Record / Finish.....9-12 / 5th place - PSAC West
Lettermen Returning / Lost.....13/5
Starters Returning / Lost.....3/2

ATHLETICS COMMUNICATIONS

Assistant Director of Athletics for Media Relations:.....Dave Rung
Office Phone/Cell Phone.....(814) 871-7418/(717) 991-9076
Email.....rung001@gannon.edu

Assistant Director of Athletics Media Relations.....Kayla Peterson
Office Phone/Cell Phone.....(814) 871-7927/(815) 354-8958
Email.....peterson060@gannon.edu

Assistant Director of Athletics Media Relations.....TBA
Office Phone/Cell Phone.....(814) 871-7927 / TBA
Email.....TBA

ATHLETIC TRAINING / MEDICAL

Head Athletic Trainer.....Andrea Roth
Office Phone.....(814) 871-5300
Email.....roth031@gannon.edu

Assistant Athletic Trainer.....Katie Fischbach
Office Phone.....(814) 871-5301
Email.....fischbac001@gannon.edu

Assistant Athletic Trainer.....James Ruby
Office Phone.....(814) 871-5301
Email.....ruby003@gannon.edu

Team Physician.....Dr. Laura McIntosh, MD
Office Phone.....(814) 835-8085

On behalf of the Sports Information Office, thank you for your coverage of Lady Knights' basketball. This press guide has been assembled for sports journalists covering Gannon basketball and visitors looking at Gannon basketball for the first time.

MEDIA SERVICES

All requests for working credentials, special features, complimentary tickets, interviews and photographs should be directed to:

David Rung
Assistant Director of Athletics for Media Relations
Gannon University,
109 University Square
Erie, PA 16541
Office: (814) 871-7418
Cell: (717) 991-9076
Fax: (814) 871-7575

CREDENTIALS

All media credentials should be arranged by writing or calling the Gannon Sports Information Office, preferably one week in advance. *All credentials will be limited to working press only, and will be evaluated on a first-come, first-served basis up to the press table capacity.*

PRESS TABLE

Gannon's working facilities are located on the west side (bench side) of the Hammermill Center. Space is limited and credentials are issued on a first-come, first-served basis. Space is available for one visiting radio station.

PHOTOGRAPHERS

Credentials for sideline photography should be requested in writing per credentials guidelines. Photography credentials are issued to media and department photographers only. Photographers must remain off the court at all times.

SERVICES

Working media and scouts will be supplied with media guides, gameday programs, and pre-game notes and statistics. Complete halftime statistics will be available, with a complete statistics package and play-by-play provided at the completion of the contest

RADIO

Permission to broadcast must be obtained from the Director of Athletics Media Relations at least two weeks in advance of the game. Space to accommodate one visiting radio station is available. Gannon provides a courtesy telephone line for visiting radio stations free of charge. The courtesy line number is (814) 871-7326.

TELEVISION

Special arrangements must be made with the Director of Athletics.

INTERVIEWS

All requests for interviews with student-athletes and coaches **must** be made through the SID Office and not through the student-athletes. No interviews will be granted prior to any contest. Post-game interviews

NEWSPAPERS

CLEVELAND PLAIN DEALER
Sports Department
Phone: (216) 999-4370
Fax: (216) 999-6276

ERIE TIMES-NEWS
Jeff Kirik
Phone: (814) 870-1700
Fax: (814) 870-1808

MEADVILLE TRIBUNE
Pete Chiodo
Phone: (814) 724-6370
Fax: (814) 724-8755

PITTSBURGH POST-GAZETTE
Sports Department
Phone: (412) 263-1621
Fax: (412) 263-1926

PITTSBURGH TRIBUNE
Sports Department
Phone: (724) 690-8040
Fax: (412) 320-7964

THE KNIGHT
Sports Editor
Phone: (814) 871-7294

TELEVISION STATIONS

WICU-TV (NBC)
Gary Drapcho
Phone: (814) 454-3500
Fax: (814) 459-3500

WJET-TV (ABC)
Craig Smylie
Phone: (814) 868-2424
Fax: (814) 864-1704

WSEE-TV (CBS)
Gary Drapcho
Phone: (814) 454-3500
Fax: (814) 459-3500

KDKA-TV (CBS)
Sports Department
Phone: (412) 575-2449
Fax: (412) 575-2821

WPXI-TV (NBC)
Sports Department
Phone: (412) 237-1212
Fax: (412) 237-4900

WTAE-TV (ABC)
Sports Department
Phone: (412) 244-4656
Fax: (412) 244-4628

RADIO STATIONS

90.5 WERG
Phone: (814) 871-5841

FOX SPORTS RADIO 1330
THE FAN
Sports Department
Phone: (814) 461-1000
Fax: (814) 874-0011

WJET - AM NEWS TALK
1400
Sports Department
Phone: (814) 461-1000
Fax: (814) 874-0011

SPORTS RADIO AM 1260
THE SCORE
Sports Director
Phone: (814) 868-5355

WIRE SERVICES

THE ASSOCIATED PRESS
Alan Robinson
Phone: (412) 281-3747
Fax: (412) 281-1869

SPORTSTICKER
Daryl Fein
Phone: (201) 309-1300
Fax: (201) 336-0383

will follow a 10-minute "cooling off" period after the game and will take place in the basement of the Hammermill Center. A member of the Sports Information Office will bring players and coaches of the media's selection to the post-game interview session. All weekday interviews will take place before or after practice unless otherwise arranged differently.

PRIVACY RESTRICTIONS

The Health Insurance Portability and Accountability Act (HIPAA) went into effect on April 14, 2003. Although the law was not initially intended for collegiate athletics, the law holds the University liable for its intent. Thus, Gannon University will not be allowed to comment on any health-related questions concerning our student-athletes. This pertains to coaches, student-athletes, the Director of Athletics Media Relations, the athletic training staff or anyone associated with Gannon University. We ask that you please don't ask questions concerning any injuries or health-related issues. All Gannon personnel have been instructed to answer those types of questions with the following response. "Considering the HIPAA law, University policy does not allow me to discuss that." If you have any questions regarding the HIPAA law and Gannon's policy, feel free to call Director of Athletics Media Relations Dan Teliski at 871-7418.

CREDITS

The 2019-20 Gannon University women's basketball record book is a publication of the Gannon Sports Information Department. The record book was produced by the Gannon Press and printed by Tim

Natale of the Gannon Press. The design, layout, and typesetting was produced by Dan Teliski and former Assistant Director of Athletics Media Relations Katie Botsis with Adobe InDesign. The cover was designed by Dan Teliski with the assistance of Katie Botsis. Special thanks to Matt Mead Photography LLC, Joe Mattis, Doug Zimmerman, Mike Gallagher and Dave Medvec for their photography contributions. The 2008-09 Gannon women's basketball media guide was ranked No. 5 in the nation among NCAA Division II schools. The guide was rated second in 2006-07, 10th in 2003-04 and 11th in 2004-05. It was ranked No. 1 in the region by the College Sports Information Directors Association of America (CoSIDA) four times during a seven-year period (2005-11).

LADY KNIGHTS ON THE RADIO

Every Gannon University home basketball game and PSAC road game during the 2017-18 season can be heard live on the radio. Jet Radio 1400 will cover all PSAC road contests and 90.5 WERG will broadcast all home games. All broadcasts can be heard live via the Internet at <http://www.wergfm.com>.

LADY KNIGHTS ON THE INTERNET

A live video broadcast of all Gannon home games can be accessed at <https://portal.stretchinternet.com/gannon>. The video broadcast is free of charge. Live audio for all games during the 2017-18 season be heard at <http://www.wergfm.com>. Live gameday statistics will also be available for all home games at <http://www.sidearmstats.com/gannon/wball>.

34th Annual Gary Miller Classic

Gannon will attempt to win its seventh Gary Miller Classic title in the last 15 years and 13th in the last 21. The Golden Knights had won six consecutive titles prior to the 2005 edition, the longest streak in the last 26 years of the classic's current format. The semifinals kick off Friday, November 29 with Le Moyne vs. Ashland in the Hammermill Center with a 5:30 p.m. tip. The nightcap features Gannon against Alderson Broaddus at 7:30 p.m. The consolation and championship games are scheduled for Saturday, November 30 at 5:30 and 7:30 p.m. Gannon has won 18 Gary Miller Classic titles and is 49-15 in tournament play.

The Gary Miller Classic began in 1984 with a single-game format. Gannon defeated Franklin 101-64 in the season-opening event played at the Erie Civic Center. The Golden Knights proceeded to knock off Penn State Behrend 80-62 in the 1985 classic, before the event began to move towards its current format. The Gary Miller Classic changed to a two-game affair in 1986 when Mercyhurst defeated Thiel 111-75 and Gannon defeated Penn State Behrend 72-54. It became a two-day, four-team event beginning in 1987 and has remained in the same format ever since.

Le Moyne

Friday, Nov. 29 | 5:30 p.m.

Ashland

Saturday, Nov. 25 | 7:30 p.m.
(Consolation | 5:30 p.m.)

Alderson Broaddus

Friday, Nov. 24 | 7:30 p.m.

Gannon

INDIVIDUAL RECORDS

Points, Game:	39
by Tom Marowelli, Oakland vs. Gannon, 1994	
Points, Tournament:	65
by William McFarlan, St. Thomas Aquinas, 1999	
Rebounds, Game:	19
by William McFarlan, St. Thomas Aquinas vs. Roberts Wesleyan, 1999	
Rebounds, Tournament:	32
by William McFarlan, St. Thomas Aquinas, 1999	
Field Goals, Game:	16
by Kevin Rowe, Millersville vs. Slippery Rock, 1995	
Field Goals, Tournament:	27
by Kevin Rowe, Millersville, 1995	
3-Pt. Field Goals, Game:	9
by Elgren Green, Virginia State vs. Lock Haven, 1996	
3-Pt. Field Goals, Tournament:	12
by Steve Moyer, Gannon, 1997	
Free Throws, Game:	15
by Antonio Martin, Charleston vs. Gannon, 1987; by Errick McCollum II, Goshen (Ind.) vs. Lake Erie, 2008	
Free Throws, Tournament:	24
by Antonio Martin, Charleston, 1987	
Assists, Game:	15
by Javar Cheatham, Gannon vs. Pitt-Johnstown, 2000	
Assists, Tournament:	25
by Javar Cheatham, Gannon, 2000	

TEAM RECORDS

Most Points, Game:	114
by Gannon vs. Virginia State, 1996	
Most Points, Tournament:	202
by Charleston, 1987	
Fewest Points, Game:	38
by Northern Kentucky vs. Gannon, 2009	
Fewest Points, Tournament:	85
by Gannon, 2009	
Highest Combined Score:	213
Lock Haven 109, West Virginia Tech 104, 1990	
Lowest Combined Score:	78
Gannon 40, Northern Kentucky 38, 2009	
Largest Winning Margin:	55
Gannon 104, Roberts Wesleyan 49, 2004	



1984
Gannon 101, Franklin 64

1985
Gannon 80, Penn State Behrend 62

1986
Mercyhurst 111, Thiel 75
Gannon 72, Penn State Behrend 54

1987 Semifinals
First Semifinal Score Not Available
Gannon 80, Alabama-Huntsville 66

Consolation Game
Score Not Available
Championship Game
Charleston 100, Gannon 84

MVP: Antonio Martin (Charleston)
All-Tournament Team: Not Available

1988 Semifinals
First Semifinal Score Not Available
Gannon 85, Queens (N.Y.) 70

Consolation Game
Score Not Available
Championship Game
Gannon 79, Lock Haven 73

MVP: Chris Hollan (Gannon)
All-Tournament Team: Not Available

1989 Semifinals
First Semifinal Score Not Available
Gannon 78, East Stroudsburg 67

Consolation Game
Score Not Available
Championship Game
Virginia State 68, Gannon 67

MVP: Lamont Walker (Virginia St.)
All-Tournament Team: Not Available

1990 Semifinals
First Semifinal Score Not Available
Gannon 75, Shippensburg 70 (ot)

Consolation Game
Score Not Available
Championship Game
Gannon 87, Lock Haven 80

MVP: Darryl Freeman (Gannon)
All-Tournament Team: Not Available

1991 Semifinals
Bloomsburg 91, Millersville 83
Gannon 62, Saginaw Valley State 53

Consolation Game
Millersville 83, Saginaw Valley St. 81
Championship Game
Gannon 77, Bloomsburg 65 (ot)

MVP: Derrick Price (Gannon)
All-Tournament Team: Mike Crawford (GU), Wardell Chambers (BU), Jon Dunmeyer (MU), Bill Vitti (SVSU)

1992 Semifinals
Mercyhurst 66, Lock Haven 62
Gannon 76, New York Tech 57

Consolation Game
Lock Haven 82, New York Tech 42
Championship Game
Gannon 81, Mercyhurst 55

MVP: Matt Flannery (Gannon)
All-Tournament Team: Shannon Grant (GU), Todd Stablein (GU), Kerry Baker (MC), Shp'n Crosby (LH)

1993 Semifinals
Indiana (Pa.) 87, West Virginia Tech 61
Gannon 72, Mansfield 49

Consolation Game
West Virginia Tech 85, Mansfield 81
Championship Game
Indiana (Pa.) 82, Gannon 75

MVP: Yancey Taylor (IUP)
All-Tournament Team: Kevin Krai (GU), Keith Danzy (GU), Derrick Freeman (IUP), Antoine Smith (WVT)

1994 Semifinals
Oakland 104, Missouri-Rolla 74
Gannon 76, St. Augustine's 69

Consolation Game
Missouri-Rolla 77, St. Augustine's 71
Championship Game
Gannon 99, Oakland 90

MVP: Jarming White (Gannon)
All-Tournament Team: Bronze Simpson (GU), Tom Marowell (OU), Matt Stuck (OU), Tim Halloway (MR)

1995 Semifinals
Millersville 84, Slippery Rock 50
Pitt-Johnstown 103, Gannon

99 (ot)
Consolation Game
Gannon 79, Slippery Rock 67
Championship Game
Millersville 97, Pitt-Johnstown 88

MVP: Kevin Rowe (Millersville)
All-Tournament Team: Cliff Dennett (GU), Khyll Horton (GU), Kevin Towns (MU), Chris Rhames (UPJ)

1996 Semifinals
Elon (N.C.) 89, Lock Haven 62
Gannon 114, Virginia State 60

Consolation Game
Virginia State 92, Lock Haven 87
Championship Game
Gannon 74, Elon (N.C.) 69

MVP: Troy Nesmith (Gannon)
All-Tournament Team: Steve Moyer (GU), Cliff Dennett (GU), Chris Kiger (Elon), Elgrren Green (VSU)

1997 Semifinals
Pitt-Johnstown 94, Millersville 75

Gannon 78, Shippensburg 58
Consolation Game
Shippensburg 66, Millersville 54
Championship Game
Pitt-Johnstown 93, Gannon 87

MVP: Justin Walther (UPJ)
All-Tournament Team: Steve Moyer (GU), Troy Nesmith (GU), Jose Nieves (UPJ), Wayne Morris (SU)

1998 Semifinals
Pitt-Johnstown 85, Lock Haven 70
Gannon 96, Geneva 67

Consolation Game
Geneva 84, Lock Haven 81
Championship Game
Pitt-Johnstown 69, Gannon 62

MVP: Justin Walther (UPJ)
All-Tournament Team: Tony Lyons (GU), Larry Townes (UPJ), Rico Abbondanza (LH), Marcus Taylor (Geneva)

1999 Semifinals
Roberts Wesleyan 66, St. Thomas Aquinas 59
Gannon 93, Lock Haven 66

Consolation Game
Lock Haven 71, St. Thomas Aquinas 68
Championship Game
Gannon 92, Roberts Wesleyan 72

MVP: Rich Bush (Gannon)
All-Tournament Team: Javar Cheatham (GU), Chris Campolietta (RW), William McFarlan (STA), Cedric Hameed (LH)

2000 Semifinals
Pitt-Johnstown 80, Southern Colo. 78 (ot)
Gannon 76, Brescia (Ky.) 70

Consolation Game
Brescia (Ky.) 71, Southern Colorado 68
Championship Game
Gannon 83, Pitt-Johnstown 71

MVP: Javar Cheatham (Gannon)
All-Tournament Team: Cory Coleman (GU), Marcus Smith (GU), Larry Townes (UPJ), Jason Noland (BU)

2001 Semifinals
Indiana (Pa.) 83, Taylor (Ind.) 67
Gannon 84, Nyack 49

Consolation Game
Taylor (Ind.) 83, Nyack 50
Championship Game
Gannon 92, Indiana (Pa.) 65

MVP: Geoff Husted (Gannon)
All-Tournament Team: Camara Mintz (GU), Marcus Smith (GU), Dennis Mims (IUP), Alan Jones (TU)

2002 Semifinals
Brescia (Ky.) 86, Pitt-Johnstown 71
Gannon 88, Roberts Wesleyan 66

Consolation Game
Pitt-Johnstown 80, Roberts Wesleyan 75
Championship Game
Gannon 74, Brescia (Ky.) 50

MVP: Marc Sturdivant (Gannon)
All-Tournament Team: Brandon Andrews (GU), Josh Morgan (GU), Dave Phillips (BU), Steve Scorpion (UPJ)

2003 Semifinals
Taylor (Ind.) 69, Indiana (Pa.) 68
Gannon 101, Roberts Wesleyan 76

Consolation Game
Indiana (Pa.) 101, Roberts Wesleyan 76
Championship Game
Gannon 61, Taylor (Ind.) 57

MVP: Brandon Andrews (Gannon)
All-Tournament Team: Geoff

Husted (GU), Doug Bell (TU), Eric Ford (TU), Ayyub Ali (IUP)

2004

Semifinals

Indiana (Pa.) 98, Bloomsburg 65
Gannon 104, Roberts Wesleyan 49

Consolation Game

Bloomsburg 81, Roberts Wesleyan 63

Championship Game

Gannon 83, Indiana (Pa.) 67

MVP: Geoff Husted (Gannon)

All-Tournament Team: Shelby Chaney (GU), Matt Jones (GU), Ayyub Ali (IUP), G.J. Macon (IUP)

2005

Semifinals

Pitt-Johnstown 77, Ohio Valley 75
Northwood (Mich.) 68, Gannon 65

Consolation Game

Gannon 84, Ohio Valley 70

Championship Game

Pitt-Johnstown 63, Northwood 53

MVP: Chris Gilliam (Pitt-Johnstown)

All-Tournament Team:

Aurimas Truskauskas (GU), Steve Scorpion (UPJ), Eric Giesow (NU), Marlon Pierre (OV)

2006

Semifinals

Pitt-Johnstown 86, Lock Haven 71
Gannon 76, C.W. Post 69

Consolation Game

C.W. Post 101, Lock Haven 71

Championship Game

Gannon 73, Pitt-Johnstown 68

MVP: Aurimas Truskauskas (Gannon)

All-Tournament Team: Tyler Stoczynski (GU), Chris Gilliam (UPJ), Billy Arre (LH), John Morris (CWP)

2007

Semifinals

Point Park 94, Slippery Rock 70
Gannon 85, Roberts Wesleyan 64

Consolation Game

Slippery Rock 84, Roberts Wesleyan 79

Championship Game

Gannon 83, Point Park 67

MVP: Robert Buckner (Gannon)

All-Tournament Team: Vince Mosley (GU), Dan Muto (PP),

Chivas Whipple (PP), Darnell Johnson (SR)

2008

Semifinals

Daemen 79, Goshen (Ind.) 74
Gannon 76, Lake Erie 56

Consolation Game

Goshen (Ind.) 91, Lake Erie 83

Championship Game

Gannon 101, Daemen 75

MVP: Kyle Goldcamp (Gannon)

All-Tournament Team: Pierre Howard (GU), Cory Knight (GU), D.J. Johnson (DC), Errick McCollum II (Goshen)

2009

1st Day (Predetermined Games)

Northern Kentucky 86, Edinboro 77
Lake Erie 59, Gannon 45

2nd Day (Predetermined Games)

Edinboro 77, Lake Erie 61
Gannon 40, Northern Kentucky 38

MVP: David Palmer (NKU)

All-Tournament Team: Travis Brannen (GU), Dustin Mcguire (NKU), Al Muteba (EU), Darnell Campbell (LE)

2010

Semifinals

Northern Michigan 82, Daemen 80
Gannon 84, Cedarville 71

Consolation Game

Cedarville 81, Daemen 56

Championship Game

Gannon 79, Northern Michigan 68

MOP: Kelvin Agee (Gannon)

All-Tournament Team: Danard Crouch (GU), Jared Benson (NM), Matt Harner (CU), Dominic Mazzocchi (DC)

2011

Semifinals

Pitt-Johnstown 82, Roberts Wesleyan 66
Daemen 67, Gannon 65

Consolation Game

Gannon 86, Roberts Wesleyan 61

Championship Game

Daemen 72, Pitt-Johnstown 65

MOP: Casey Sheehan (Daemen)

All-Tournament Team: Darrell Blanton (GU), Jim Regan (DC), Patrick Grubbs (UPJ), Mike Stone (RW)

2012

Semifinals

Daemen 82, Virginia Union 66
Gannon 66, Roberts Wesleyan 45

Consolation Game

Roberts Wesleyan 66, Virginia Union 59

Championship Game

Gannon 65, Daemen 46

MOP: Adam Blazek (Gannon)

All-Tournament Team: Darrell Blanton (GU), Robert Wilson (GU), Gerald Beverly (DC), Tyrel Dixon (RW)

2013

Semifinals

Wheeling Jesuit 80, Alderson Broaddus 71
Le Moyne 65, Gannon 62

Consolation Game

Gannon 55, Alderson Broaddus 54

Championship Game

Wheeling Jesuit 98, Le Moyne 85

MOP: Eric Siefert (Wheeling Jesuit)

All-Tournament Team: Adam Blazek (GU), Justin Fritts (WJ), Nate Champion (LC), Adam Kline (AB)

2014

1st Day (Predetermined Game)

Slippery Rock 80, Alderson Broaddus 70
Le Moyne 47, Gannon 45

2nd Day (Predetermined Games)

Le Moyne 60, Slippery Rock 55
Alderson Broaddus 73, Gannon 66

MOP: Nate Gause (Le Moyne)

All-Tournament Team: Girbran Smith (GU), Antonio Butler (SR), Malcolm Tatum (AB), Qwadere Lovell (LeM)

2015

Semifinals

Ashland 70, Alderson Broaddus 62
Gannon 58, Le Moyne 56

Consolation Game

Alderson Broaddus 76, Le Moyne 64

Championship Game

Ashland 75, Gannon 59

MOP: Wendell Davis (Ashland)

All-Tournament Team: Kevin Kuteyi (GU), Nick Bapst (AU), Tyquan Rolon (LC), Malcolm Tatum (AB)

2016

Semifinals

Ohio Dominican 75, Malone 58
Gannon 83, Lake Erie 77

Consolation Game

Malone 83, Lake Erie 71

Championship Game

Ohio Dominican 66 Gannon 56

MOP: Hasan Varence (Ohio Dominican)

All-Tournament Team: Matthew Dogan (GU), Daylan Haynie (MU), Sean Howard (LE), Shemar Waugh (OD)

2017

Semifinals

Northern Michigan 71, St. Rose, 69
Gannon 78, West Virginia Wesleyan 59

Consolation Game

St. Rose 71, West Virginia Wesleyan 64

Championship Game

Gannon 65, Northern Michigan 62

MOP:

All-Tournament Team:

2018

Semifinals

Gannon 70, Fayetteville State 62
Michigan Tech 78, Alderson Broaddus 69

Consolation Game

Alderson Broaddus 83, Fayetteville State 67

Championship Game

Michigan Tech 50, Gannon 43

MOP: Bryan Heath (Mich. Tech)

All-Tournament Team: Bryan Heath (Mich. Tech), Owen White, (Mich. Tech), Victor Olawoye (GU), Brandon Simmons (AD), Nakia Rivers (Fayetteville)

The Porreco Cup | Porreco Pride Of Erie Games

The 2013 Porreco Cup was the 40th edition of the Porreco Cup, Gannon's annual Christmas tournament. The Porreco Cup originally began in 1967 as the Gem City Bowl. The prestigious event was renamed in 1974 in honor of Lou Porreco, the tournament's sponsor. Of the 45 championship trophies given out, Gannon claimed 23 while reaching the finals 38 times. The Golden Knights won eight of the last 12 titles.

Year in and year out, the Porreco Cup attracted some of the top teams and players in Division II. Some Division I teams have even participated, including John Thompson and Georgetown in the 1975 Cup. Some notable players who have played in the Porreco Cup include Julius Erving of Massachusetts, Kevin Porter of St. Francis (Pa.), Kermit Washington of American University, Wayne Cooper of New Orleans and Gannon's own Glen Summors. The Porreco Cup featured three teams that competed in the National Division II Championship during the same season. Virginia Union won the national crown in 1992, Bridgeport lost in the 1991 title game and N.C. Central lost in the 1989 final. Bowie State, the 2002 champion, advanced to the NCAA Division II Final Four later that season.

The annual two-day, four-team event moved to a pair of Porreco Pride of Erie Games between rivals Gannon and Mercyhurst in 2014-15. This year's contests are scheduled for Saturday, January 18 at Mercyhurst and Wednesday, February 12 at Gannon. It is only fitting that the fierce contest is named the Porreco Game. Local auto dealer and sports promoter Lou Porreco was an integral part of the programs' first-ever meeting in December of 1974. When Porreco agreed to help finance the Gem City Bowl holiday basketball tournament that began in 1967, he insisted that Mercyhurst would be in the field for the first Porreco Cup in 1974.



INDIVIDUAL RECORDS (Porreco Cup)

Points, Game:	45
by Lamont Jones, Bridgeport vs. Slippery Rock, 1994	
Points, Tourney:	64
by Michael Hammond, C.W. Post, 1986	
Rebounds, Game:	30
by Glen Summors, Gannon vs. Adelphi, 1967	
Rebounds, Tourney:	50
by Glen Summors, Gannon, 1971	
Field Goals, Game:	16
Four times, last by Lamont Jones, Bridgeport vs. Slippery Rock, 1994	
Field Goals, Tourney:	28
by Clarence Hopson, St. Francis (Pa.), 1971	
3-Pt. Field Goals, Game:	9
by Steve Moyer, Gannon vs. Bridgeport, 1994 by Craig Sanders, Northern Kentucky vs. Gannon, 2000	
3-Pt. Field Goals, Tourney:	13
by Rich Bush, Gannon, 2000 by Noah Cottrill, West Virginia Wesleyan, 2012	
Free Throws, Game:	15
by John Pollitt, Philadelphia Textile vs. Morgan State, 1983	
Free Throws, Tourney:	22
by Butch Warner, Gannon, 1984	
Assists, Game:	16
by Javar Cheatham, Gannon vs. Shippensburg, 2000	
Assists, Tourney:	25
by Mark Benson, Texas A&I, 1989	

TEAM RECORDS (Porreco Cup)

Most Points, Game:	123
by Central Oklahoma vs. Slippery Rock, 1992	
Most Points, Tournament:	237
by Central Oklahoma, 1992	
Fewest Points, Game:	42
by New Hampshire vs. Gannon, 1967	
Fewest Points, Tourney:	101
by New Hampshire, 1967	
Highest Combined Score:	230
Bridgeport 120, Slippery Rock 110, 1994	
Lowest Combined Score:	100
Navy 52, Colgate 48, 1975	
Largest Winning Margin:	43
Gannon 105, St. Francis (N.Y.) 63, 1968; Gannon 119, Tiffin 76, 2001	



Porreco Cup History

1967 (Gem City Bowl)

Semifinals

Adelphi 61, Central State 59
Gannon 64, New Hampshire 42

Consolation Game

Central State 97, New Hampshire 59

Championship Game

Gannon 80, Adelphi 48

MVP: Glen Summors (Gannon)

All-Tournament Team: Ron Johnson (GU), Ernie Merz (AU), Mark Schissler (AU), Chris Buchanan (CSU)

1968 (Gem City Bowl)

Semifinals

Mt. St. Mary's 81, Mansfield 88 (ot)
Gannon 106, St. Francis (N.Y.) 63

Consolation Game

Mansfield 96, St. Francis (N.Y.) 59

Championship Game

Gannon 81, Mount St. Mary's 69

MVP: Larry Daly (Gannon)

All-Tournament Team: Glen Summors (GU), Al Chrisman (GU), Bob Riley (MSM), Lou Grillo (MSM)

1969 (Gem City Bowl)

Semifinals

Massachusetts 70, Catholic 51
Gannon 90, Lehigh 69

Consolation Game

Catholic 78, Lehigh 58

Championship Game

Massachusetts 72, Gannon 63

MVP: Julius Erving (UMass.)

All-Tournament Team:

Glen Summors (GU), Harry McLaughlin (GU), Jim LeBuffe (CU), Ray Ellerbrook (UMass.)

1970 (Gem City Bowl)

Semifinals

Brown 83, American 69
Vermont 69, Gannon 55

Consolation Game

American 78, Gannon 73

Championship Game

Brown 83, Vermont 72

MVP: Rusty Taylor (Brown)

All-Tournament Team: Rick Livas (GU), Arnie Bernman (BU), Mark Miller (VU), Kermit Washington (AU)

1971 (Gem City Bowl)

Semifinals

St. Francis (Pa.) 111, St. Mich. 90

Gannon 95, St. Francis (N.Y.) 72

Consolation Game

St. Mich. 95, St. Francis (N.Y.) 69

Championship Game

St. Francis (Pa.) 89, Gannon 84

MVP: Kevin Porter (SFPA)

All-Tournament Team: Glen Summors (GU), Ken Lam (SFNY), C. Hopson (SFPA), Bob Tetreault (SM)

1972 (Gem City Bowl)

Semifinals

Univ. at Buffalo 72, Lafayette 71

Gannon 87, Bucknell 81 (ot)

Consolation Game

Lafayette 74, Bucknell 72

Championship Game

Univ. at Buffalo 92, Gannon 87

MVP: Horace Brawley (UB)

All-Tournament Team: Marcel Arribi (GU), Gerald Walker (GU), Walt Kocubinski (LU), Jack Darnell (BU)

1973 (Gem City Bowl)

Semifinals

Long Island 69, Eastern Michigan 57

Tenn.-Chattanooga 75, Gannon 73

Consolation Game

Eastern Michigan 66, Gannon 61

Championship Game

Tenn.-Chattanooga 92, Long Island 90

MVP: Wayne Golden (UTC)

All-Tournament Team: Dave Stoczynski (GU), Walt McGary (UTC), Ruben Rodriguez (LIU), Fred Gibson (LIU), Gary Tyson (EMU)

1974

Semifinals

Mercyhurst 80, Delaware 64
Gannon 74, New Hampshire 55

Consolation Game

Delaware 69, New Hampshire 57

Championship Game

Gannon 70, Mercyhurst 67

Co-MVP: Willie Wade & Gerald Walker (Gannon)

All-Tournament Team: Al Farmer (GU), Jesse Campbell

(MC), Carl Jones (MC)

1975

Semifinals

Georgetown 52, Colgate 51
Gannon 55, Navy 52

Consolation Game

Navy 52, Colgate 48

Championship Game

Gannon 57, Georgetown 56

MVP: Stan Sligh (Gannon)

All-Tournament Team:

Larry Pittman (GU), Willie Wade (GU), Derrick Jackson (George), Gerry Liscomb (Navy)

1976

Semifinals

New Orleans 100, Denver 65
Tennessee Tech 74, Gannon 64

Consolation Game

Gannon 79, Denver 76

Championship Game

New Orleans 84, Tennessee Tech 74

MVP: Ardith Wearren (NO)

All-Tournament Team: Neal Stoczynski (GU), Bob Porter (TT), John Adams (TT), Wayne Cooper (NO)

1977

Semifinals

Morgan State 88, Edinboro 85
Gannon 80, Georgia State 76

Consolation Game

Edinboro 73, Georgia State 70

Championship Game

Morgan State 77, Gannon 64

MVP: Eric Evans (MS)

All-Tournament Team: Frank Miller (GU), Anthony Young (MS), Danny Fencher (GS), Don Lovett (EU)

1978

Semifinals

Assumption 80, New York Tech 74

Morgan State 73, Gannon 72

Consolation Game

Gannon 70, New York Tech 67

Championship Game

Morgan State 83, Assumption 70

MVP: Garcia Hopkins (MS)

All-Tournament Team: Dan Adamson (GU), Kelvin Hicks (NYT), Dave Hankins (AU), Anthony Young (MS), Doug Zielinski (AU)

1979

Semifinals

Central Michigan 72, Wisc.-Green Bay 53

Adelphi 67, Gannon 65

Consolation Game

Gannon 94, Wisc.-Green Bay 72

Championship Game

Central Michigan 87, Adelphi 72

MVP: James Newman (CMU)

All-Tournament Team:

Wesley Alexander (GU), Bill Butler (GU), Leon Guydon (CMU), Rickey Cooke (AU)

1980

Semifinals

Philadelphia Textile 74,

Assumption 69

Gannon 97, Ashland 96

Consolation Game

Ashland 103, Assumption 102 (ot)

Championship Game

Gannon 67, Philadelphia Textile 62

MVP: Dan Sculley (Gannon)

All-Tournament Team: Goose Pryor (GU), Mike Alston (AU), Ed Weaver (PT), Chris Manning (PT)

1981

Semifinals

Clarion 78, West Georgia 75

Gannon 65, Kentucky

Wesleyan 63

Consolation Game

Kentucky Wesleyan 91, West Georgia 89

Championship Game

Clarion 83, Gannon 80

MVP: Joe Malis (Clarion)

All-Tournament Team: Goose Pryor (GU), Butch Warner (GU), Kenny Lee (WG), Ray Zuberer (KW)

1982

Semifinals

District of Columbia 78,

Monmouth 63

Gannon 68, Bloomsburg 58

Consolation Game

Bloomsburg 62, Monmouth 60

Championship Game

District of Columbia 60, Gannon 58

MVP: Michael Britt (UDC)

All-Tournament Team: Goose Pryor (GU), Aubrey Stallworth

(GU), Earl Jones (UDC), Barry Francisco (BU)

1983

Semifinals

Philadelphia Textile 75, Bloomsburg 73
Morgan State 65, Gannon 64

Consolation Game

Gannon 80, Bloomsburg 71

Championship Game

Philadelphia Textile 85, Morgan St. 67

MVP: John Pollitt (PT)

All-Tournament Team: Butch Warner (GU), Dave Razzano (GU), Barry Francisco (BU), Andy Jones (PT), Jesse Jackson (MS)

1984

Semifinals

Assumption 70, Cheyney 67
Gannon 70, Ashland 63

Consolation Game

Cheyney 67, Ashland 53

Championship Game

Gannon 79, Assumption 78

MVP: Kevin Nolan (Assumption)

All-Tournament Team: Butch Warner (GU), Mark Chase (GU), Barry Parker (AU), Keith Smith (CU)

1985

Semifinals

Va. Union 91, American Int'l 74
Gannon 84, Clarion 65

Consolation Game

American International 57, Clarion 45

Championship Game

Gannon 85, Virginia Union 84 (ot)

MVP: Juan Rodriquez (Gannon)

All-Tournament Team: Mike MacDougall (GU), Jamie Waller (VU), Greg Williams (VU), Derek Owens (AI)

1986

Semifinals

C.W. Post 83, San Francisco St. 79
Gannon 89, Assumption 52

Consolation Game

Score Not Available

Championship Game

C.W. Post 64, Gannon 62

MVP: Michael Hammond (CWP)

All-Tournament Team: Not Available

1987

Semifinals

First Semifinal Score Not Available
Gannon 73, Randolph Macon 56

Consolation Game

West Georgia 73, Randolph Macon 71

Championship Game

Gannon 87, District of Columbia 75

Co-MVP: James Jamison & Roland Shannonhouse (Gannon)

All-Tournament Team: Not Available

1988

Semifinals

N.C. Central 66, West Texas St. 58
Gannon 96, Kentucky State 81

Consolation Game

West Texas St. 91, Kentucky St. 81

Championship Game

N.C. Central 75, Gannon 58

MVP: Derrick Leak (N.C. Central)

All-Tournament Team: Not Available

1989

Semifinals

Texas A&I 81, Millersville 67
Northern Kentucky 84, Gannon 81

Consolation Game

Gannon 83, Millersville 80 (ot)

Championship Game

Texas A&I 107, Northern Kentucky 91

MVP: Issac Washington (Texas A&I)

All-Tournament Team: Not Available

1990

Semifinals

First Semifinal Score Not Available
Gannon 75, California (Pa.) 74

Consolation Game

Score Not Available

Championship Game

Bridgeport 68, Gannon 65

MVP: Labert Shell (BU)

All-Tournament Team: Not Available

1991

Semifinals

Virginia Union 74, Texas A&I 58
Gannon 88, Bowie State 72

Consolation Game

Texas A&I 93, Bowie State 65

Championship Game

Gannon 54, Virginia Union 51

MVP: Juan Rankin (Gannon)

All-Tournament Team: Mike Crawford (GU), Walter Hurd (VU), Chuck Gholston (BS), Daryl Johnson (TAI)

1992

Semifinals

Central Oklahoma 114, Millersville 101
Slippery Rock 61, Gannon 58

Consolation Game

Gannon 97, Millersville 83

Championship Game

Central Okla. 123, Slippery Rock 84

MVP: Fred Taylor (Central Okla.)

All-Tournament Team: Shannon Grant (GU), Malcolm Leak (CO), James Morris (CO), Dan Heiman (SR)

1993

Semifinals

California (Pa.) 99, Central Okla. 88
Gannon 85, Northern Kentucky 75

Consolation Game

Central Okla. 103, Northern Ky. 99

Championship Game

California (Pa.) 66, Gannon 65

MVP: Brent Kincaid (California)

All-Tournament Team: Keith Danzy (GU), Chad Scott (CAL), Junie Sanders (CO), Ryan Schrand (NK)

1994

Semifinals

North Alabama 93, Slippery Rock 89
Gannon 95, Bridgeport 75

Consolation Game

Bridgeport 120, Slippery Rock 110

Championship Game

Gannon 80, North Alabama 75 (ot)

MVP: Jarming White (Gannon)

All-Tournament Team: Steve

Moyer (GU), Harris Lendor (NA), Lamont Jones (BU), Dennis Greene (SR)

1995

Semifinals

Edinboro 90, Hillsdale 70
Gannon 82, Saginaw Valley St. 76 (ot)

Consolation Game

Saginaw Valley St. 83, Hillsdale 56

Championship Game

Gannon 92, Edinboro 85

MVP: Jarming White (Gannon)

All-Tournament Team: Khyl Horton (GU), Tyrone Mason (EU), Antoine Brown (SV), Larry Quinn (EU)

1996

Semifinals

California (Pa.) 96, Virginia Union 82
Gannon 103, Mansfield 80

Consolation Game

Mansfield 99, Virginia Union 83

Championship Game

Gannon 87, California (Pa.) 75

MVP: Troy Nesmith (Gannon)

All-Tournament Team: Steve Moyer (GU), Dontay Hardnett (CAL), Robert Jones (CAL), Louis Judson (MU)

1997

Semifinals

Pace 71, Cheyney 66
Gannon 87, Columbia Union 66

Consolation Game

Cheyney 65, Columbia Union 59

Championship Game

Gannon 67, Pace 62

MVP: Troy Nesmith (Gannon)

All-Tournament Team: Kevin Hamilton (GU), Todd Zogas (PU), Conliffe Matthew (PU), Sam Randolph (CU)

1998

Semifinals

Edinboro 94, Assumption 84
Gannon 75, East Stroudsburg 65

Consolation Game

Assumption 112, East Stroudsburg 81

Championship Game

Gannon 79, Edinboro 70

Porreco Cup History

MVP: Zaid Al-Khas (Gannon)
All-Tournament Team: Aaron Garrity (GU), Tony Lyons (GU), Mike Johnson (EU), Casey Carney (AU)

1999

Semifinals

Charleston 80, Bowie State 71
Gannon 90, Mansfield 75

Consolation Game

Mansfield 96, Bowie State 82

Championship Game

Gannon 78, Charleston 70

MVP: Zaid Al-Khas (Gannon)
All-Tournament Team: Javar Cheatham (GU), Kalan Smith (UC), Ajamu Gaines (UC), Alex Goodman (MU)

2000

Semifinals

Northern Ky. 104, Westminster (Pa.) 95

Gannon 86, Shippensburg 71

Consolation Game

Westminster (Pa.) 98,

Shippensburg 88

Championship Game

Northern Kentucky 89,

Gannon 86

MVP: Craig Conley (Northern Ky.)

All-Tournament Team: Javar Cheatham (GU), Marcus Smith (GU), Rich Bush (GU), Craig Sanders (NK)

2001

Semifinals

Pace 90, Saginaw Valley State 80

Gannon 119, Tiffin 76

Consolation Game

Saginaw Valley State 84, Tiffin 77

Championship Game

Gannon 98, Pace 61

MVP: Cory Coleman (Gannon)
All-Tournament Team: Josh Morgan (GU), Marc Sturdivant (GU), Al Elliot (PU), Anthony Parker (SV)

2002

Semifinals

Bowie State 90, Edinboro 75
Gannon 101, West Liberty State 76

Consolation Game

Edinboro 90, West Liberty State 67

Championship Game

Bowie State 88, Gannon 87

MVP: Jon Smith (Bowie State)
All-Tournament Team: Marc Sturdivant (GU), Tim Washington (BS), Rob Sims (EU), Brice Mills (WL)

2003

Semifinals

Cheyney 90, Ferris State 79

Gannon 86, Glenville State 71

Consolation Game

Glenville State 88, Ferris State 84

Championship Game

Gannon 83, Cheyney 76

MVP: Geoff Husted (Gannon)
All-Tournament Team: Forrest Kirby (GU), Brandon Andrews (GU), Anthony Frazier (CU), Johnny Gloster (CU)

2004

Semifinals

St. Joseph's (Ind.) 81, Saginaw Valley St. 74

Gannon 92, Lock Haven 58

Consolation Game

Saginaw Valley St. 65, Lock Haven 58

Championship Game

Gannon 101, St. Joseph's (Ind.) 90

MVP: Matt Jones (Gannon)
All-Tournament Team: Shelby Chaney (GU), Geoff Husted (GU), Ronald Coleman (SJ), Derek Fry (SJ)

2005

Semifinals

Quincy (Ill.) 76, Lake Superior St. 59

Gannon 78, Daemen 62

Consolation Game

Daemen 84, Lake Superior State 72

Championship Game

Gannon 57, Quincy (Ill.) 50

MVP: Shelby Chaney (Gannon)
All-Tournament Team: Aurimas Truskauskas (GU), Darmel Whitfield (GU), Ryan Walker (QU), Joe Olsen (DC)

2006

Semifinals

Bellarmine 82, California (Pa.) 75

Gannon 84 Roberts Wesleyan 65

Consolation Game

California (Pa.) 97, Roberts

Wesleyan 76

Championship Game

Bellarmine (Ky.) 81, Gannon 65

MVP: Adam Brames (Bellarmine)

All-Tournament Team:

Aurimas Truskauskas (GU), Tyler Stoczynski (GU), Dzaflou Larkai (BU), James Petty (CAL)

2007

Semifinals

Bowie State 65, Edinboro 57

Gannon 74, Seton Hill 67

Consolation Game

Edinboro 98, Seton Hill 71

Championship Game

Gannon 81, Bowie State 68

MVP: Pierre Howard (Gannon)
All-Tournament Team: Kyle Goldcamp (GU), Vince Mosley (GU), Jason Ingram (BU), Joseph Jones (EU)

2008

Semifinals

Shippensburg 69, Seton Hill 50

Gannon 80, Caldwell 55

Consolation Game

Seton Hill 73, Caldwell 63

Championship Game

Gannon 76, Shippensburg 45

MVP: Kyle Goldcamp (Gannon)

All-Tournament Team: Pierre Howard (GU), Joe Lindsey (GU), Stephon Draper (SU), Jordan Thomas (SH)

2009

Semifinals

Ferris State 77, Taylor (Ind.) 66

Seton Hill 64, Gannon 44

Consolation Game

Gannon 59, Taylor (Ind.) 57

Championship Game

Ferris State 71, Seton Hill 64

MOP: Chris Giles (Seton Hill)
All-Tournament Team: George Johnson (GU), Casey Coons (TU), Daniel Sutherlin (FS), Justin Kennan (FS)

2010

Semifinals

Wayne St. (Mich.) 82, East Stroudsburg 63

Gannon 71, Seton Hill 67

Consolation Game

Seton Hill 98, East Stroudsburg 93

Championship Game

Gannon 61, Wayne State (Mich.) 52

MOP: Chris Giles (Seton Hill)
All-Tournament Team: Travis Brannen (GU), Kelvin Agee (GU), Ike Udanoh (WS), Bryan Coleman (WS)

2011

Semifinals

Seton Hill 75, Grand Valley State 73

Gannon 94, Malone 62

Consolation Game

Grand Valley State 76, Malone 68

Championship Game

Seton Hill 103, Gannon 100 (2 ot)

MOP: Matt Miller (Seton Hill)
All-Tournament Team: Darrell Blanton (GU), Adam Blazek (GU), Chris Giles (SH), James Thomas (GV)

2012

Semifinals

Virginia St. 65, West Virginia Wesleyan 64

Gannon 81, Notre Dame (Ohio) 66

Consolation Game

W.Va. Wesleyan 85, Notre Dame (Ohio) 63

Championship Game

Gannon 67, Virginia State 42

MOP: Darrell Blanton (Gannon)

All-Tournament Team: Robert Wilson (GU), Mike Bynum (VS), Noah Cottrill (WVW), Kelsey Williams (WVW)

2013

Semifinals

Winston-Salem State 82,

Barton 66

Shepherd 85, Gannon 75

Consolation Game

Gannon 81, Barton 58

Championship Game

Shepherd 103, Winston-Salem St. 96

MOP: Morgan McDonald (Shepherd)

All-Tournament Team:

Tee Talley (GU), WyKevin Bazemor (WSSU), Brantley Osborne (SU), Preston Ross (WSSU).

Twenty-three members of the Gannon University basketball family have advanced to the professional level. Cal Graham and Jim Harding were the pioneers, both involved with the American Basketball Association. Graham was a member of the Pittsburgh Pipers after playing at Gannon from 1965-67 while Harding, the Golden Knight head coach from 1963-67, served as head coach of the Pipers when the team played in Minnesota.


Former assistant coach Bill Kalbaugh, a Gannon aide in 1989-90, also coached professionally, guiding the Erie Wave of the World Basketball League. Two former Knights remained in Erie and suited up for the Wave, Chris Hollan in 1990 and Darryl Freeman in 1991.

Golden Knights who have excelled at the professional level in Europe include Tony Lyons (1998-99), Steve Moyer (1995-99), Troy Nesmith (1997-98), Zaid Al-Khas (1999-00) and Pierre Howard (2008-09). Nesmith also had a couple stints in the International Basketball League in the United States.


David Morris (1985-88) and Mo Jamison (1987-88) both played professional ball in Portugal. Morris played from 1988-91 while Jamison played during the 1986-87 and '87-88 seasons. Dave Stoczynski (1971-73) saw time in Spain and France. Gerald Walker (1971-74) played in Europe for two years after scoring the second-most points ever at Gannon. John Bowen (1987-88) was a member of the Washington Generals, the Harlem Globetrotters' travel team. Juan Rodriguez (1984-86) played professionally in Puerto Rico.

Javar Cheatham (2000-01) played one season as a professional in 2002 for the Dodge City Legend of the United States Basketball League (USBL). Geoff Husted played with Dakota in the NBA's Developmental League. He was named to the 2006-07 CBA All-Rookie team, and played in Portugal and Australia since his Gannon playing days. Kyle Goldcamp (2008-09) played six seasons with the Erie Bayhawks of the NBA D-League from 2007-2013.

Most recently, Jabs Newby (2013-14) was drafted No. 2 in the 2014 National Basketball League of Canada (NBL Canada) Draft and has played the last two seasons with Saint John. Adam Blazek (2012-15) has played professionally the last two years with Niagara and Kitchener-Waterloo of the NBL Canada, before signing with BC Rustavi of the Georgian Super League. C.J. Oldham (2013-14) played two seasons with Kongsberg in Norway, before signing with the Bayer Giants Leverkusen in Germany.



CAL GRAHAM
ABA's PITTSBURGH PIPERS




STEVE MOYER
PLAYED IN EUROPE



ZAID AL-KHAS
PLAYED IN EUROPE



TROY NESMITH
PLAYED IN EUROPE



TONY LYONS
PLAYED IN EUROPE



JIM HARDING
ABA's PITTSBURGH PIPERS

2019-20 Opponent Series

ALDERSON BROADDUS

Gannon leads 2-0
 Home: 2-0 Away: 0-0 Neutral: 0-0
 2008-09 Home W @ 67-65
 2013-14 Home W 55-54
 2016-17 Home W 55-54

BLOOMGSBURG

Gannon leads 10-3
 Home: 9-0 Away: 1-3 Neutral: 1-0
 1964-65 Home W 76-54
 1982-83 Home W * 68-58
 1983-84 Home W 80-71
 1991-92 Home W * 77-65
 1994-95 Home W @ 82-81
 2008-09 Away W 82-45
 2009-10 Home W 84-62
 2011-12 Home W 81-67
 2012-13 Home W 81-55
 2013-14 Away L * 67-64
 2015-16 Away L 79-70
 2016-17 Home W 79-66
 2018-19 Away L 66-62

BOWIE STATE

Gannon leads 4-3
 Home: 3-2 Away: 0-1 Neutral: 1-0
 1991-92 Home W 88-72
 1994-95 Neutral W 85-84
 2002-03 Home L 88-87
 2007-08 Home W 81-68
 2016-17 Home W 81-67
 2017-18 Away L * 63-59
 2018-19 Home L 56-47

CALIFORNIA (Pa.)

Gannon leads 20-14
 Home: 15-5 Away: 5-9 Neutral: 0-0
 1949-50 Home W 54-47
 1950-51 Away L 68-65
 1951-52 Home W 67-61
 1952-53 Away L 58-57
 1953-54 Home W 81-54
 1954-55 Away W 86-71
 1955-56 Home W 79-69
 1987-88 Home W @ 93-75
 1990-91 Home W 75-74
 1993-94 Home L 66-65
 Away L 65-64
 1996-97 Home W 87-75
 2008-09 Away L 62-55
 Home W 83-59
 2009-10 Home W 59-47
 Away L 59-56
 2010-11 Home L 72-70
 Away L 53-50
 2011-12 Away L 65-59
 Home L 68-67
 2012-13 Home W 82-59
 Away W 56-53
 2013-14 Home W 59-51
 Away L 62-59
 2014-15 Home L * 63-58
 Away W * 59-57
 2015-16 Away L 56-54
 Home W 77-68
 2016-17 Home W * 93-88
 Away W 74-67
 2017-18 Away W 69-66
 Home W 74-63
 2018-19 Home L 72-57
 Away W * 70-69

CLARION

Gannon leads 41-13
 Home: 26-3 Away: 15-10 Neutral: 0-0
 1948-49 Away W 47-42
 Home W 72-62
 1949-50 Away L 55-50
 Home W 83-64
 1951-52 Away L 88-53
 1952-53 Home L 83-76
 1970-71 Home W 87-78
 1971-72 Home W 79-68
 1972-73 Home W 72-69

1973-74	Away	L	94-80
1974-75	Home	W	73-62
1979-80	Away	L	87-82
1980-81	Home	L	84-77
1981-82	Home	L	83-80
	Away	W	77-73
1982-83	Home	W	79-65
1983-84	Away	L	61-60
1984-85	Home	W	70-64
1985-86	Home	W	84-65
	Away	W	60-54
1986-87	Home	W	70-47
1987-88	Away	L	86-68
1988-89	Home	W	85-76
1989-90	Away	W	58-52
1990-91	Home	W	81-76
1991-92	Away	L	74-72
1992-93	Home	W	79-63
	Away	L	64-59
1993-94	Home	W	68-60
1994-95	Away	W	88-84
1995-96	Away	W	62-59
1996-97	Home	W	79-66
2008-09	Home	W	79-62
	Away	W	74-58
2009-10	Away	L	70-51
	Home	W	* 66-65
2010-11	Away	W	76-67
	Home	W	81-68
2011-12	Home	W	81-63
	Away	W	91-80
2012-13	Away	W	65-53
	Home	W	67-48
2013-14	Away	W	60-45
	Home	W	71-54
2014-15	Home	W	68-54
	Away	W	78-71
2015-16	Away	L	67-46
	Home	W	71-56
2016-17	Home	W**	110-104
	Away	W	80-60
2017-18	Away	W	87-65
	Home	W	84-68
2018-19	Home	W	66-48
	Away	W	64-36

EAST STROUDSBURG

Series tied 9-9
 Home: 7-3 Away: 1-5 Neutral: 1-1
 1989-90 Home W 78-67
 Home W @ 72-63
 1991-92 Home W 100-53
 1992-93 Home W 88-65
 1993-94 Neutral W 85-82
 1994-95 Home W 101-60
 1998-99 Home W 75-65
 2008-09 Home L 52-49
 2009-10 Away L 75-54
 2011-12 Away L 90-89
 2012-13 Home L 52-46
 2013-14 Away L 75-60
 Away L @ 66-58
 2014-15 Home W * 83-79

2016-17	Home	L	88-81
2017-18	Away	W	71-64
	Away	L	# 89-67
	Neutral	L	@ 78-69

EDINBORO

Gannon leads 70-40
 Home: 38-16 Away: 30-22 Neutral: 2-1
 1948-49 Away L 57-48
 Home W 52-51
 1949-50 Away L 62-57
 Home W 68-52
 1950-51 Home W 73-65
 Away L 66-43
 1951-52 Away W 48-46
 Home W 85-67
 1952-53 Away W 71-67
 Home W 81-68
 1953-54 Home W 61-47
 Away W * 71-70
 1954-55 Home W 77-62
 Away W 70-59
 1955-56 Home W 82-65
 Away W 71-55
 1956-57 Home W 80-66
 Away W 90-89
 1957-58 Away W 60-52
 Home W * 75-65
 1958-59 Away W 86-62
 Home W 79-77
 1959-60 Home W 105-77
 1960-61 Away W 62-57
 Home W 83-62
 1961-62 Away W 58-56
 1962-63 Home W 60-52
 1963-64 Away L * 72-71
 1964-65 Home W 58-50
 1967-68 Neutral L 55-52
 1968-69 Neutral W 69-57
 1976-77 Away W 75-73
 1977-78 Home W 89-80
 1978-79 Away L 79-76
 Home L 90-79
 1979-80 Away L 70-68
 Home L 83-78
 1980-81 Home W 61-43
 Away W 70-57
 1981-82 Away W 66-56
 Home L 77-63
 1982-83 Home W 95-70
 Away L 77-63
 1983-84 Away L ** 90-87
 Home L * 77-75
 1984-85 Home W 83-80
 Away W 73-71
 1985-86 Home W 51-46
 Away L 75-73
 1986-87 Home W 77-70
 Away W * 91-86
 1987-88 Away L 88-71
 Home W 76-73
 1988-89 Home W 89-79
 Away L 77-71

1989-90	Away	L	76-69
	Home	L	93-86
1990-91	Home	W	77-58
	Away	L	70-61
1991-92	Away	W	66-61
	Home	L	71-70
1992-93	Home	L	69-65
	Away	W	* 82-81
1993-94	Away	L	69-58
	Home	W	75-67
	Away	L	76-61
	Neutral	W	@ 75-66
1994-95	Away	W	* 96-93
	Home	W	92-82
1995-96	Away	L	78-51
	Home	W	92-85
1996-97	Home	W	94-82
	Away	W	99-95
1997-98	Away	W	83-69
	Home	L	91-79
1998-99	Away	W	58-52
	Home	W	79-70
1999-00	Home	W	96-79
2000-01	Away	L	91-80
2001-02	Home	W	72-69
2002-03	Away	W	74-60
2003-04	Home	W	70-59
2004-05	Away	L	69-60
2005-06	Home	L	78-69
2006-07	Away	L	67-60
2007-08	Home	L	64-60
2008-09	Away	W	66-65
	Home	W	79-62
	Home	W	# 89-75
2009-10	Home	W	61-60
	Away	L	69-60
2010-11	Away	L	70-62
	Home	L	69-68
2011-12	Home	L	76-72
	Away	W	* 77-73
2012-13	Away	W	86-63
	Home	L	67-64
2013-14	Away	W	71-59
	Home	W	71-54
2014-15	Home	W	66-48
	Away	W	66-61
2015-16	Away	L**	105-102
	Home	L	74-61
2016-17	Away	W	80-69
	Home	L	78-77
2017-18	Home	W	83-69
	Away	W	72-71
2018-19	Away	W	87-79
	Home	L	* 74-67

INDIANA (Pa.)

Indiana (Pa.) leads 27-22
 Home: 15-10 Away: 7-17 Neutral: 0-0
 1957-58 Home L 97-90
 1961-62 Away W 87-70
 1962-63 Home W 75-54
 1963-64 Away L 92-74
 1964-65 Home W 74-56
 1965-66 Away W 63-48
 1982-83 Home W 81-59
 1983-84 Away L 73-63
 1984-85 Home W 67-49
 1986-87 Away L 79-72
 1987-88 Home W 84-71
 1988-89 Away L 76-72
 1989-90 Home W 71-54
 1990-91 Away L 86-83
 1991-92 Home W 84-63
 1992-93 Away W 66-64
 1993-94 Home L 82-75
 Away L * 89-81
 1994-95 Home L 84-79
 Away L 85-74
 Away L @ 93-71
 2001-02 Home W 92-65
 2004-05 Home W 83-67
 2006-07 Home W 85-66
 2007-08 Away W 61-51
 2008-09 Away W 73-57
 Home W 69-64



2019-20 Opponent Series

2009-10	Home	L	73-66
	Away	L	62-49
	Away	L #	62-53
2010-11	Away	L	65-45
	Home	L	73-58
2011-12	Home	L	59-48
	Away	L	65-50
2012-13	Home	L	72-65
	Away	W	57-55
2013-14	Home	W	* 67-61
	Away	W	67-62
2014-15	Home	W	* 61-56
	Away	L	64-54
	Home	W #	69-66
2015-16	Home	L	72-61
	Away	L	79-67
2016-17	Away	L	64-57
	Home	L	72-62
2017-18	Away	L	74-66
	Home	W	75-66
2018-19	Away	L	78-57
	Home	L	78-63

KUTZTOWN

Gannon leads 13-5
Home: 11-1 Away: 2-3 Neutral: 0-1

1987-88	Home	W @	84-64
1988-89	Home	W	80-59
1989-90	Home	W	78-62
1990-91	Home	W	80-45
1991-92	Away	W	71-54
1992-93	Home	W	57-56
2008-09	Home	W	88-58
	Home	W #	80-65
	Home	W @	84-73
2009-10	Away	L	75-59
2011-12	Away	W	80-79
2012-13	Home	W	67-56
2014-15	Home	W	76-61
	Home	W #	69-56
2015-16	Away	L	80-49
2016-17	Neutral	L *	# 91-85
2017-18	Away	L	67-62
2018-19	Home	L	59-56

MANSFIELD

Gannon leads 12-6
Home: 9-3 Away: 3-3 Neutral: 0-0

1960-61	Home	L	95-69
1961-62	Away	L	62-55
1962-63	Home	W	96-72
1963-64	Away	L *	# 68-67
1983-84	Home	L @	94-78
1992-93	Home	W	72-61
1993-94	Home	W	72-49
	Away	L	50-46
1996-97	Home	W	103-80
1999-00	Home	W	90-75
2008-09	Away	W	76-59
2009-10	Home	L	70-59
2011-12	Home	W	74-54
2012-13	Home	W	88-64
2013-14	Home	W	83-57
2015-16	Home	W	80-67
2016-17	Away	W	81-76
2018-19	Away	W *	# 70-62

MERCYHURST

Gannon leads 54-24
Home: 29-10 Away: 21-11
Civic Center: 3-2 Erie Fieldhouse: 1-1

1974-75	Home	W	70-67
1976-77	Home	W *	# 81-77
1977-78	Away	L	80-66
1978-79	Home	W	73-67
1979-80	Away	W	65-64
1980-81	Home	L	59-58
1981-82	Away	W	86-84
1982-83	Home	W *	# 100-89
1983-84	Away	W	66-64
1984-85	Neutral	L	89-76
1985-86	Neutral	W	90-75
1986-87	Neutral	W	79-66
1987-88	Home	W	98-82
	Neutral	L	80-77



1988-89	Home	W	78-61
	Away	W	76-69
	Home	W	92-69
1989-90	Away	W	69-64
	Home	W	73-52
1990-91	Home	W	74-60
	Away	W	70-52
1991-92	Away	W	70-65
	Home	W	76-69
1992-93	Home	W	81-55
	Home	W *	# 74-72
	Away	L	71-70
1993-94	Away	W	73-65
	Home	L	90-86
1994-95	Home	W	80-63
	Away	L	68-60
1995-96	Away	L	70-65
	Home	L	77-68
1996-97	Away	W	47-44
	Home	W	68-59
1997-98	Home	W	66-60
	Away	W	71-63
1998-99	Away	W	69-58
	Home	W	69-59
1999-00	Home	W	62-60
	Away	W	61-56
2000-01	Home	L	84-62
	Away	W	53-51
2001-02	Home	W	71-69
	Away	W	66-48
2002-03	Away	W *	# 76-73
	Home	W	92-68
2003-04	Away	L	47-42
	Home	W	64-59
2004-05	Home	W	75-57
	Away	W	65-45
2005-06	Away	L	48-45
	Home	W	57-54
2006-07	Away	L	64-53
	Home	L	79-74
2007-08	Away	W	66-57
	Home	W	68-55
2008-09	Away	W	59-57
	Home	W	73-44
2009-10	Away	L	58-46
	Home	W	71-59
2010-11	Home	L *	# 68-64
	Away	W	79-71
2011-12	Away	L	62-61
	Home	L	68-65
2012-13	Home	W	56-42
	Away	L	44-36
2013-14	Home	L	58-54
	Away	W	56-54
2014-15	Away	W	46-44
	Home	W	55-46
2015-16	Away	L	48-37
	Home	L	76-47
2016-17	Away	W *	# 78-73
	Home	W	82-76
2017-18	Home	W	61-52
	Away	W	58-50
2018-19	Away	L	51-35
	Home	L	63-58

MILLERSVILLE

Gannon leads 11-6
Home: 7-2 Away: 2-3 Neutral: 2-1

1985-86	Home	W @	78-66
1986-87	Home	W @	85-82
1989-90	Home	W *	# 83-80
	Away	L	72-64
1990-91	Home	L	79-78
1992-93	Home	W	97-83
	Neutral	W	93-78
1993-94	Neutral	W	89-63
	Home	W @	53-52
1994-95	Neutral	L *	# 89-76
2010-11	Home	W	74-52
2011-12	Away	W	98-97
2012-13	Away	W	69-52
2014-15	Away	L *	# 66-61
2015-16	Home	L *	# 75-66
2017-18	Home	W	86-60
2018-19	Away	L	56-46

PITT-JOHNSTOWN

Gannon leads 24-7
Home: 16-4 Away: 8-3 Neutral: 0-0

1980-81	Home	W	75-65
1988-89	Home	W	76-63
	Away	W	89-80
1991-92	Home	W	105-63
1992-93	Away	W	65-58
	Home	W	78-62
1993-94	Away	W	69-59
	Home	W	78-66
1994-95	Away	W	80-76
	Home	W	96-82
1995-96	Home	L **	# 103-99
1997-98	Home	L	93-87
1998-99	Home	L	69-62
2000-01	Home	W	83-71
2001-02	Home	W	66-55
2006-07	Home	W	73-68
2008-09	Home	W @	76-53
2013-14	Home	W	72-59
	Away	W	75-64
2014-15	Away	L	65-57
	Home	W	66-36
2015-16	Home	L	60-56
	Away	W *	# 80-79
2016-17	Away	W *	# 105-97
	Home	W	71-70
	Home	W #	# 77-67
2017-18	Away	W	73-69
	Home	W	72-62
2018-19	Home	W	64-61
	Away	L	76-65
	Away	L	70-60

SETON HILL

Series tied 8-8
Home: 6-4 Away: 2-4 Neutral: 0-0

2007-08	Home	W	74-67
2009-10	Home	L	64-44
2010-11	Home	W	71-67
2011-12	Home	L	**
103-100			
2013-14	Away	L	56-52

2014-15	Home	W	66-53
	Away	W	53-51
	Home	W	58-45
2015-16	Home	L	69-62
	Away	L	59-57
2016-17	Home	W **	# 83-73
	Away	L	71-65
2017-18	Home	W	75-60
	Away	L	74-70
2018-19	Away	W	69-61
	Home	L	68-54

SLIPPERY ROCK

Gannon leads 32-16
Home: 22-5 Away: 10-10 Neutral: 0-1

1948-49	Home	L	57-48
1976-77	Home	W	72-67
1977-78	Away	W	60-58
1978-79	Home	W	87-68
1979-80	Away	W	72-61
1980-81	Home	W	73-60
	Away	W	92-78
1981-82	Home	W	91-76
1982-83	Away	L	92-74
1983-84	Home	W	90-73
1984-85	Away	W	97-78
1985-86	Home	W	70-60
1986-87	Away	W	85-66
1990-91	Away	L	83-73
1991-92	Home	W	61-55
1992-93	Home	L	61-58
	Away	L	56-55
1993-94	Home	L	70-62
1994-95	Away	L	95-94
1995-96	Home	W	79-67
	Home	W	60-44
2008-09	Home	W	80-60
	Away	L	82-72
2009-10	Away	W	81-63
	Home	W	54-53
2010-11	Away	L	69-67
	Home	W	62-59
2011-12	Home	L	70-63
	Away	W	80-73
2012-13	Away	L	69-56
	Home	W	75-63
	Home	L # *	# 62-58
2013-14	Away	W	68-61
	Home	W	59-56
	Home	W	# **
73-69			
2014-15	Home	W	64-51
	Away	W	74-71
	Home	W #	# 71-45
	Neutral	L @	@ 65-57
2015-16	Home	W	71-66
	Away	L	65-57
2016-17	Home	W	57-54
	Away	L	71-67
2017-18	Away	L	72-61
	Home	W	77-70
	Home	W #	# 81-70
2018-19	Home	W	82-74
	Away	W	73-55

WEST CHESTER

West Chester leads 6-5
Home: 4-1 Away: 1-4 Neutral: 0-1

1986-87	Away	W	68-63
1987-88	Home	W	86-66
1994-95	Home	W	74-66
2010-11	Home	W	96-86
2011-12	Away	L *	# 83-79
2012-13	Away	L	66-64
2013-14	Away	L	73-72
	Neutral	L # *	# 77-76
2014-15	Home	W	55-54
2016-17	Away	L	73-63
2017-18	Home	L	52-44

KEY

- * - Number of overtimes
- @ - NCAA Tournament game
- # - PSAC Tournament game



The Hammermill Center, located on the campus of Gannon University, has been the home for Golden Knight basketball teams since the 1949-50 season. The facility was originally known as the Gannon Auditorium, or affectionately referred to as "The Audi" by longtime Gannon faithful. The facility was rededicated and renamed the Hammermill Center in February of 1983 in honor of the Hammermill Paper Company, whose generosity enabled the University to make necessary repairs and improvements.

The Hammermill Center has a capacity of 2,800 with the building packed to the rafters on most nights. The excitement generated by Gannon basketball throughout the years has created one of the most awesome atmospheres in college basketball.

Opposing coaches have voted the Home of the Knights the "toughest" place for a visiting team to win in Division II numerous times over the years. The honor is a direct recognition of the Gannon Basketball tradition and its frantic fans. The Golden Knights have made good on the recognitions, winning 77.1 percent of their all-time contests at home, including an amazing 242-67 record during the last 19 seasons. Gannon is 844-2452 all-time at the Hammermill Center.

Through the years, the Hammermill Center faithful have been witness to some of the top basketball talent around. The list of names includes Gannon's Glen Summors, Butch Warner, Gerald Walker, Troy Nesmith, Steve Moyer, Javar Cheatham, Kevin Porter of St. Francis (Pa.), Earl Jones and Michael Britt of UDC, and Georgetown coach John Thompson. In addition, Julius Erving, while a collegian at Massachusetts, made a house call to The Audi in 1969.

AT THE 'MILL			
Year	Won	Lost	Pct.
1949-50	11	5	.688
1950-51	10	5	.667
1951-52	8	8	.500
1952-53	10	5	.667
1953-54	11	4	.733
1954-55	6	4	.600
1955-56	7	4	.636
1956-57	6	10	.375
1957-58	5	6	.455
1958-59	5	6	.455
1959-60	6	5	.545
1960-61	7	5	.583
1961-62	9	3	.750
1962-63	10	3	.769
1963-64	10	2	.833
1964-65	16	1	.941
1965-66	14	2	.875
1966-67	14	4	.778
1967-68	13	3	.813
1968-69	16	0	1.000
1969-70	13	1	.929
1970-71	7	6	.538
1971-72	14	2	.875
1972-73	14	3	.824
1973-74	11	5	.688
1974-75	19	0	1.000
1975-76	11	4	.733
1976-77	17	3	.850
1977-78	11	5	.688
1978-79	14	3	.824
1979-80	12	6	.667
1980-81	12	4	.750
1981-82	12	5	.706
1982-83	13	4	.765
1983-84	15	5	.750
1984-85	16	2	.889
1985-86	19	2	.905
1986-87	19	2	.905
1987-88	18	2	.900
1988-89	17	2	.895
1989-90	19	3	.864
1990-91	14	4	.778
1991-92	18	2	.900
1992-93	16	2	.889
1993-94	12	4	.750
1994-95	15	2	.882
1995-96	5	10	.333
1996-97	15	2	.882
1997-98	11	5	.688
1998-99	14	2	.875
1999-00	15	1	.938
2000-01	15	2	.882
2001-02	14	2	.875
2002-03	14	2	.875
2003-04	15	2	.882
2004-05	12	3	.800
2005-06	11	6	.647
2006-07	8	6	.571
2007-08	16	1	.941
2008-09	21	1	.955
2009-10	11	6	.647
2010-11	11	4	.733
2011-12	8	7	.533
2012-13	12	4	.750
2013-14	13	3	.813
2014-15	14	3	.824
2015-16	6	8	.429
2016-17	11	4	.733
68 Years	844	252	.770

THE 'MILL MILESTONES

- 1st Win | 69-60 over Tiffin, December 2, 1949
- 100th Win | 54-49 over Southern Illinois, November 30, 1962
- 200th Win | 55-52 over Tennessee State, January 10, 1970
- 300th Win | 106-87 over Wilberforce, December 3, 1977
- 400th Win | 84-79 (OT) over Philadelphia Textile, February 9, 1985
- 500th Win | 74-60 over Mercyhurst, December 12, 1990
- 600th Win | 66-60 over Mercyhurst, January 13, 1998
- 700th Win | 75-57 over Mercyhurst, January 24, 2005
- 800th Win | 75-63 over Slippery Rock, February 27, 2013

THE 'MILL TRADITION

"This is a tremendous atmosphere to play in ... The crowd is great, and Gannon is very confident at home." Luke D'Alessio, Former Bowie State University Head Coach

"Gannon is a tough place to win due to the proximity of the crowds, the noise level and their tradition ... The crowd is truly involved as the sixth man." Herb McGee, Philadelphia Textile



"Gannon is Division II with a Division I atmosphere ... They live and die basketball ... It is sold out constantly ... The fans lift the home team and rattle the visitors."

Darrell Halloran, Former Pace University Head Coach

"This crowd is something else. They intimidated us." Bernie Balikian, Former Hillsdale College Head Coach

"The crowd is intense ... The fans are close to the floor ... It is a challenging place to play, especially come tournament time." John Kochan, Former Millersville University Head Coach

"God bless the people who make this such a great atmosphere to play in, and they love their team." Bernie Driscoll, Kutztown University Head Coach



INDIVIDUAL GAME

Most Points: 54 by Bill Carey vs. Stewart AFB, Feb. 3, 1961
Most FG Made: 19 by Bill Carey vs. Stewart AFB, Feb. 3, 1961
Most Free Throws Made: 18 by Gerald Walker vs. Siena, Feb. 15, 1975
Most 3-Point Field Goals Made: 11 by Steve Moyer vs. Ashland, Jan. 16, 1997
Most 3-Point Field Goals Attempted: 21 by Steve Moyer vs. Ashland, Jan. 16, 1997
Most Rebounds: 32 by Glen Summors vs. Central Connecticut State, Feb. 19, 1972
Most Assists: 20 by Javar Cheatham vs. Grand Valley State, Jan. 20, 2001; Juan Rodriguez vs. Philadelphia Textile, Feb. 22, 1986

INDIVIDUAL SEASON

Most Points: 743 by Butch Warner, 1984-85
Highest Scoring Average: 24.0 by Butch Warner, 1984-85
Most Field Goals Made: 285 by Butch Warner, 1984-85
Most Field Goals Attempted: 668 by Butch Warner, 1984-85
Highest Field Goal Pct.: .727 by John Matthews, 1985-86 (144 of 198) - (Min. 150 attempts)
Consecutive Field Goals Made: 14 by John Matthews, 1985-86
Most 3-Point Field Goals Made: 124 by Steve Moyer, 1998-99
Most 3-Point Field Goals Attempted: 300 by Steve Moyer, 1998-99
Highest 3-Point Field Goal Pct.: .535 by Steve Moyer, 1994-95 (92 of 172) - (Min. 50 attempts)
Most Free Throws Made: 173 by Butch Warner, 1984-85
Most Free Throws Attempted: 232 by Butch Warner, 1984-85
Highest Free Throw Pct.: .924 by Troy Nesmith, 1997-98 (146 of 158) - (Min. 75 attempts)
Consecutive Free Throws Made: 37 by Matt Jones, 2003-04
Most Rebounds: 566 by Glen Summors, 1971-72
Highest Rebound Average: 21.8 by Glen Summors, 1971-72
Most Assists: 283 by Javar Cheatham, 2000-01
Most Steals: 87 by Javar Cheatham, 2000-01
Most Blocked Shots: 123 by John Matthews, 1985-86
Most Games Played: 34, nine times, last by Pierre Howard, Joe Lindsey, George Johnson, Cory Knight, and Dave Wilson, 2008-09
Most Games Started: 34, four times, last by Howard, Lindsey, Johnson, 2008-09

CAREER

Most Points Scored: 2,090 by Butch Warner, 1981-85
Highest Scoring Average: 19.2 by Glen Summors, 1967-72
Most Field Goals Made: 840 by Gerald Walker, 1971-75
Most Field Goals Attempted: 1,797 by Butch Warner, 1981-85
Highest Field Goal Pct.: .552 by Derrick Price, 1990-92 (352 of 638) - (Min. 600 attempts)
Most 3-Point Field Goals Made: 442 by Steve Moyer, 1994-99
Most 3-Point Field Goals Attempted: 1,026 by Steve Moyer, 1994-99
Highest 3-Point Field Goal Pct.: .448 by Brandon Andrews, 2003-04 (124 of 277) - (Min 200 attempts)
Most Free Throws Made: 462 by Al Chrisman, 1967-71
Most Free Throws Attempted: 685 by Al Chrisman, 1967-71
Highest Free Throw Pct.: .884 by Juan Rankin, 1990-92 (199 of 225) - (Min. 200 attempts)
Most Rebounds: 1,891 by Glen Summors, 1967-72
Highest Rebound Average: 19.1 by Glen Summors, 1967-72
Most Assists: 525 by Javar Cheatham, 1999-01
Highest Assist Average: 9.1 by Javar Cheatham, 1999-01
Most Steals: 243 by Adam Blazek, 2012-15
Most Blocked Shots: 224 by John Matthews, 1985-87
Most Games Played: 128 by David Morris, 1984-88

TEAM GAME

Most Points Scored: 130 vs. Hilbert, Dec. 21, 1996
Most Points Allowed: 115 vs. Wayne State, Feb. 24, 1996; vs. Tennessee State, Jan. 26, 1961
Most Combined Points Scored: 220 vs. Alliance (Gannon 111, Alliance 109), Jan. 20, 1971
Most Field Goals Made: 54 vs. Alliance, Dec. 20, 1979
Most Field Goals Attempted: 93 vs. St. Francis (N.Y.), Dec. 30, 1975
Most Free Throws Made: 38 vs. Hillsdale, Feb. 7, 2008
Most Free Throws Attempted: 50 vs. Hillsdale, Feb. 7, 2008
Most 3-Point Field Goals Made: 19 vs. Le Moyne, Feb. 15, 1995
Most 3-Point Field Goals Attempted: 35 vs. Le Moyne, Feb. 15, 1995
Most Assists: 39 vs. Hilbert, Dec. 21, 1996
Fewest Points Scored: 29 vs. Canisius, Feb. 7, 1947; vs. St. Bonaventure, Dec. 10, 1947; vs. Niagara, Dec. 20, 1946
Fewest Points Allowed: 28 vs. Kent State, Dec. 23, 1944
Fewest Combined Points Scored: 71 vs. St. Bonaventure (St. Bonaventure 42, Gannon 29), Dec. 9, 1947
Largest Margin of Victory: 87 vs. Hilbert (Gannon 130, Hilbert 43), Dec. 21, 1996
Largest Margin of Defeat: 53 vs. Akron (Akron 84, Gannon 31), Dec. 5, 1945

TEAM SEASON

Most Wins: 30 in 2008-09
Most Losses: 19 in 2015-16
Fewest Wins: 2 in 1946-47
Fewest Losses: 3 in 1944-45 and 1965-66
Highest Winning Percentage: .882 in 2008-09 (30-4)
Most Consecutive Wins: 14 in 2001-02
Most Consecutive Losses: 9 in 1946-47 and 1956-57
Most Points Scored: 2,681 in 1987-88
Highest Scoring Average: 83.8 in 1968-69
Highest Scoring Margin: 18.8 in 1964-65
Most Games with 100 or More Points: 5 in 1968-69
Best Defensive Scoring Average: 40.5 in 1944-45
Most Field Goals Made: 1,008 in 1968-69
Most 3-Point Field Goals Made: 280 in 1994-95
Most 3-Point Field Goals Attempted: 693 in 1994-95
Highest 3-Point Field Goal Percentage: .412 in 1996-97
Most Free Throws Made: 603 in 1984-85
Most Rebounds: 1,662 in 1968-69
Highest Rebound Average: 55.4 in 1968-69
Most Assists: 621 in 2008-09
Most Steals: 301 in 2008-09
Most Games: 34 in 1986-87 and 2008-09

30-POINT CLUB

54	Bill Carey vs. Stewart AFB (2/2/61)	(2/11/80)
45	Joe Blanks vs. Philadelphia Textile (2/25/78)	George Cheatom vs. Brockport State (1/13/79)
42	Gerald Walker vs. Siena (2/15/75)	Gerald Walker vs. Buffalo State (1/16/74)
40	Glen Summors vs. Shaw (12/8/71)	Gerald Walker vs. Wheeling (2/10/73)
39	Steve Moyer vs. Ashland (1/17/98)	Gerald Walker vs. Le Moyne (1/20/73)
38	Al Chrisman vs. Steubenville (2/13/71)	Glen Summors vs. Akron (2/9/72)
	Troy Nesmith vs. Edinboro (2/3/97)	Glen Summors vs. San Francisco St. (12/19/71)
	Troy Nesmith vs. Mansfield (12/29/96)	Ron Johnson vs. W. New England (1/3/70)
	Khyl Horton vs. Ashland (1/17/98)	Glen Summors vs. Lehigh (12/27/69)
	Al Chrisman vs. Eastern Montana (12/31/69)	Larry Daly vs. St. Bonaventure (12/6/67)
37	Adam Blazek at Clarion (2/11/12)	Al Lawson vs. Indiana (Pa.) (2/7/63)
	Shelby Chaney vs. Daemen (12/29/05)	Bob Vilchinsky vs. Alliance (2/12/56)
	Geoff Husted at Ashland (2/14/04)	Dick DeCarlo vs. John Carroll (2/17/53)
	Rich Bush vs. Hillsdale (2/3/00)	30 Matthew Dogan at Pitt-Johnstown (1/9/17)
	Khyl Horton vs. Slippery Rock (11/25/95)	Adam Blazek at Cheyney (12/20/14)
	Stan Sligh vs. Steubenville (1/7/76)	Travis Brannen at Mercyhurst (2/16/11)
	Gerald Walkers vs. Eastern Michigan (1/3/73)	Vince Mosley at Wayne State (1/24/08)
36	Troy Nesmith vs. Wayne State (1/24/98)	Geoff Husted vs. Hillsdale (2/17/05)
	Gerald Walker vs. Youngstown State (2/20/74)	Geoff Husted at Lake Superior State (1/8/04)
	Glen Summors vs. Bellarmine (1/22/72)	Geoff Husted vs. Glenville State (12/29/04)
	Ed Walsh vs. Edinboro (3/2/56)	Zaid Al-Khas vs. Wayne State (1/29/00)
35	Troy Nesmith vs. Edinboro (11/25/97)	Rich Bush vs. Ferris State (1/13/00)
	Troy Nesmith vs. Hillsdale (1/18/97)	Tony Lyons vs. Hillsdale (1/28/99)
	Chris Hollan vs. Cheyney (1/8/89)	Steve Moyer vs. Roberts Wesleyan (12/19/98)
	Glen Summors vs. Youngstown State (2/20/68)	Troy Nesmith vs. Edinboro (2/2/98)
34	Troy Nesmith vs. Mercyhurst (1/13/98)	Troy Nesmith vs. Ferris State (1/8/98)
	Troy Nesmith vs. Ashland (2/26/98)	Troy Nesmith vs. Pitt-Johnstown (11/24/95)
	Cliff Dennett vs. Pitt-Johnstown (11/24/95)	Troy Nesmith vs. Edinboro (11/26/96)
	Butch Warner vs. Central State (2/11/84)	Steve Moyer vs. Edinboro (11/26/97)
	Gerald Walker vs. Geneva (3/3/73)	Kevin Krai vs. Indiana (Pa.) (1/15/94)
	Glen Summors vs. St. Francis (Pa.) (12/30/71)	Chris Hollan vs. Queens (11/26/88)
	George Hesch vs. California (Pa.) (2/25/55)	Mike Runski vs. St. John Fisher (3/1/85)
	George Hesch vs. Wash. & Jefferson (2/6/54)	Butch Warner vs. Fredonia State (2/5/85)
33	Kelvin Agee vs. West Chester (1/4/11)	Butch Warner vs. St. John Fisher (12/8/84)
	Travis Brannen vs. Glenville State (12/19/09)	Butch Warner vs. Edinboro (12/3/84)
	Matt Jones vs. St. Joseph's (Ind.), (12/30/04)	Butch Warner vs. Cheyney (1/13/84)
	Bronze Simpson vs. Ashland (2/12/96)	Butch Warner vs. St. Vincent (1/6/84)
	Jarming White vs. Edinboro (12/30/95)	Butch Warner vs. Central State (1/11/83)
	Darryl Freeman vs. East Stroudsburg (11/24/89)	Gerald Walker vs. San Francisco St. (12/12/73)
	Rick Livas vs. Youngstown State (2/16/71)	Gerald Walker vs. Bellarmine (1/24/73)
	Al Lawson vs. Muskingum (1/2/65)	Gerald Walker vs. Northern Kentucky (1/23/73)
	Pete Russo vs. Edinboro (2/17/59)	Glen Summors vs. St. Vincent (2/12/72)
32	Jean Yves Toupane at Edinboro (12/16/15)	Al Chrisman vs. Bellarmine (1/30/71)
	Rich Bush vs. Shippensburg (12/29/00)	Al Chrisman vs. St. Vincent (1/27/71)
	Tony Lyons vs. Ashland (2/4/99)	Al Chrisman vs. Mt. St. Mary's (1/4/71)
	Butch Warner vs. Edinboro (1/28/85)	Glen Summors vs. Niagara (11/30/68)
	Butch Warner vs. Adelphi (1/9/85)	Larry Daly vs. Loyola (Md.) (12/23/67)
	Gerald Walker vs. Ashland (2/26/72)	Cal Graham vs. Tennessee State (12/20/66)
	Al Chrisman vs. Alliance (1/20/71)	Larry Peacock vs. San Francisco St. (12/20/65)
31	Bill Carey vs. Waynesburg (12/17/60)	Larry Peacock vs. Niagara (12/16/65)
	Matthew Dogan vs. Seton Hill (1/6/17)	Al Lawson vs. DePauw (12/21/64)
	Geoff Husted vs. Saginaw Valley State (1/9/03)	Ron Isaackson vs. Muskingum (1/4/58)
	Brandon Andrews vs. Holy Family (11/23/02)	Bob Vilchinsky vs. Thiel (2/20/56)
	Rich Bush vs. Wayne State (2/19/00)	George Hesch vs. Youngstown State (1/8/54)
	Troy Nesmith vs. LaRoche (11/22/97)	Dick DeCarlo vs. Grove City (12/12/52)
	Troy Nesmith vs. Ashland (2/20/97)	Andy Timko vs. Thiel (2/18/51)
	Bronze Simpson vs. Dist. of Columbia (2/18/95)	
	Steve Moyer vs. Bridgeport (12/29/94)	
	Darryl Freeman vs. Edinboro (2/7/91)	
	Darryl Freeman vs. Philadelphia Textile (2/3/90)	
	Chris Hollan vs. Philadelphia Textile (2/3/89)	
	Mitchell Smith vs. St. Michael's (2/10/87)	
	Butch Warner vs. Philadelphia Textile (2/19/85)	
(3/2/84)	Butch Warner vs. Philadelphia Textile	
	Butch Warner vs. Adelphi (2/18/84)	
	Dan Adamson vs. Buffalo State	

The Last Time: January 9, 2017 by Matthew Dogan (30) at Pitt-Johnstown

20-REBOUND CLUB

32	Glen Summors vs. Central Conn. St. (2/19/72)
31	Glen Summors vs. San Francisco St. (12/19/71)
	Glen Summors vs. Geneva (2/12/68)
30	Glen Summors vs. Adelphi (12/30/67)
29	Glen Summors vs. Alliance (1/8/72)
	Glen Summors vs. Youngstown State (3/1/69)
28	Glen Summors vs. Shaw (12/8/71)
26	Glen Summors vs. Ashland (2/26/72)
	Glen Summors vs. Youngstown State (2/23/72)
	Glen Summors vs. St. Francis (Pa.) (12/30/71)
	Glen Summors vs. Loyola (Md.) (1/30/69)
	Glen Summors vs. Alliance (1/17/69)
25	Glen Summors vs. Youngstown State (3/7/72)
	Glen Summors vs. Bellarmine (1/22/72)
24	Glen Summors vs. St. Francis (N.Y.) (12/29/71)
	Glen Summors vs. St. Francis (N.Y.) (12/28/68)
	Glen Summors vs. Morris Harvey (12/21/68)
	Glen Summors vs. Cleveland State (12/14/68)
	Glen Summors vs. Univ. of Toronto (12/1/68)
23	Stan Sligh vs. Wheeling (12/19/76)
	Glen Summors vs. W. New England (2/2/72)
	Glen Summors vs. Tennessee State (1/15/72)
	Glen Summors vs. Steubenville (2/25/69)
	Glen Summors vs. Old Dominion (12/11/68)
	Glen Summors vs. Geneva (12/7/68)
22	Damon Miraud at Edinboro (1/11/17)
	Glen Summors vs. Akron (2/9/72)
	Glen Summors vs. Youngstown State (2/3/68)
	Cal Graham vs. Alliance (2/15/67)
21	James Clark vs. Mercyhurst (2/8/96)
	Craig Dixon vs. Edinboro (2/13/84)
	Craig Dixon vs. Mercyhurst (2/4/84)
	Jim Mitchell vs. Steubenville (12/8/79)
	Gerald Walker vs. Lock Haven (12/2/72)
	Ron Johnson vs. W. New England (1/3/70)
	Al Chrisman vs. Akron (12/10/69)
	Glen Summors vs. Fredonia State (12/2/69)
	Glen Summors vs. Westminster (3/5/69)
	Glen Summors vs. Buffalo State (1/20/68)
	Glen Summors vs. Loyola (Md.) (12/23/67)
20	Aurimas Truskauskas vs. Edinboro (11/27/06)
	Aurimas Truskauskas vs. Penn State Beaver (11/15/05)
	John Bowen vs. Indiana (Pa.) (1/13/88)
	Glen Summors vs. St. Vincent (2/12/72)
	Glen Summors vs. Buffalo State (1/29/72)
	Glen Summors vs. Youngstown State (2/12/69)
	Glen Summors vs. John Carroll (2/8/69)
	Glen Summors vs. Alliance (2/3/69)
	Glen Summors vs. Alliance (2/14/68)
	Glen Summors vs. Akron (1/11/68)

The Last Time: January 11, 2017 by Damon Miraud (22) at Edinboro Most Times: 37 by Glen Summors

POINTS

1. Butch Warner (1981-85)	2,090
2. Gerald Walker (1971-75)	1,979
3. Glen Summors (1967-72)	1,822
4. Steve Moyer (1994-99)	1,684
5. Geoff Husted (2002-05)	1,620
6. Josh Morgan (1999-03)	1,577
7. Adam Blazek (2012-15)	1,550
8. Al Chrisman (1967-71)	1,542
9. Gosby Pryor (1979-83)	1,448
10. Dan Adamson (1976-80)	1,429
11. Al Lawson (1961-65)	1,425
12. Mike Runski (1983-87)	1,422
13. Bronze Simpson (1992-96)	1,417
14. Mitch Smith (1985-88)	1,381
15. Rich Bush (1998-01)	1,337
16. Bob Vilchinsky (1953-57)	1,326
17. George Hesch (1951-55)	1,308
18. Troy Nesmith (1996-98)	1,286
19. Mike Crawford (1988-92)	1,259
20. Ron Johnson (1966-70)	1,187
21. David Morris (1984-88)	1,131
22. Darryl Freeman (1989-91)	1,112
23. Lou Warren (1962-66)	1,079
24. Willie Alford (1961-65)	1,064
25. Larry Daly (1966-69)	1,050
26. Tyler Stoczynski (2007-09)	1,001
27. Chris Hollan (1988-90)	981
28. Zay Jackson (2016-18)	980
29. Cory Coleman (1998-02)	979
30. Fate Harris (1973-77)	974
31. Mike Kopas (1979-84)	936
32. Zaid Al-Khas (1998-00)	928
33. Dave Razzano (1980-84)	915
34. Derrick Price (1990-92)	912
35. Kyle Goldcamp (2008-09)	904
36. Darrell Blanton (2012-13)	898
37. Stan Sligh (1975-76)	897
38. Ben Wiley (1963-66)	896
39. Neal Stoczynski (1973-76)	881
40. Pierre Howard (2008-09)	875
41. Ron Isaackson (1954-57)	873
42. Jim Mitchell (1977-80)	857
43. Tony Lyons (1997-99)	854
44. Dave Stoczynski (1971-73)	853
45. Matthew Dogan (2014-17)	836
46. James Clark (1992-95)	830
47. Jim White (1947-50)	829
48. Shelby Chaney (2004-06)	814
49. Cliff Dennett (1993-97)	795
50. Joe Blanks (1973-77)	794
51. Khyll Horton (1994-95)	784
52. Dick DeCarlo (1951-52)	783
53. Harry McLaughlin (1969-71)	777
54. Marc Sturdivant (2001-03)	774
55. Javar Cheatham (1999-01)	770
56. Brandon Andrews (2002-04)	767
57. James Jamison (1986-87)	748

SCORING AVERAGE


1. Troy Nesmith (1996-98)	23.8
2. Glen Summors (1967-72)	19.2
3. Gerald Walker (1971-75)	18.8
4. Butch Warner (1981-85)	18.2
5. Darryl Freeman (1989-91)	17.9
6. Kyle Goldcamp (2008-09)	16.7
Khyll Horton (1994-96)	16.7
8. Zaid Al-Khas (1998-00)	16.6
Stan Sligh (1975-77)	16.6
10. Dave Stoczynski (1971-74)	16.4

FIELD GOALS MADE


1. Gerald Walker (1971-75)	840
2. Butch Warner (1981-85)	826
3. Glen Summors (1967-72)	787
4. Dan Adamson (1976-80)	627
5. Josh Morgan (1999-03)	615
6. Gosby Pryor (1979-83)	602
7. Geoff Husted (2002-05)	589
8. Mitch Smith (1985-88)	561
9. Al Lawson (1961-65)	551
10. Mike Runski (1983-87)	547

FIELD GOALS ATT.


1. Butch Warner (1981-85)	1,797
2. Gerald Walker (1971-75)	1,743
3. Glen Summors (1967-72)	1,593
4. Dan Adamson (1976-80)	1,411
5. Gosby Pryor (1979-83)	1,316
6. Josh Morgan (1999-03)	1,262
7. Adam Blazek (2012-15)	1,246
8. Al Lawson (1961-65)	1,242
9. Steve Moyer (1994-99)	1,184
10. Mitch Smith (1985-88)	1,123



2011-12
DARRELL BLANTON



1981-85
HAROLD "BUTCH" WARNER



1971-75
GERALD WALKER

FIELD GOALS PCT. (MIN. 200)

1. John Matthews (1985-87)	226-324 .698
2. Kyle Goldcamp (2008-09)	372-594 .626
3. Brian Germano (1991-93)	192-335 .573
4. Dave Wilson (2008-09)	117-206 .568
5. Tony Lyons (1997-99)	315-564 .558
6. Shannon Grant (1991-93)	216-389 .555
7. Stephen Battle (2011-12)	178-322 .553
8. Derrick Price (1990-92)	352-638 .552
9. Tanner Furno (2010-13)	252-459 .549
Aurimas Truskauskas (2006-07)	294-536 .549
11. Geoff Husted (2002-05)	589-1077 .547
12. David Morris (1984-88)	414-760 .545
13. Darrell Blanton (2012-13)	348-645 .540
14. Al Chrisman (1967-71)	540-1001 .539
15. C.J. Oldham (2013-14)	117-218 .537
16. James Clark (1992-96)	352-658 .535

3-POINT FIELD GOALS


1. Steve Moyer (1994-99)	442
2. Rich Bush (1998-01)	208
3. Mike Crawford (1988-92)	200
4. Adam Blazek (2012-15)	190
5. Cory Coleman (1998-02)	184
6. Zay Jackson (2016-18)	166
7. Chris Hollan (1988-90)	148
8. Marc Sturdivant (2001-03)	131
9. Tyler Stoczynski (2006-09)	130
10. Brandon Andrews (2002-04)	124
11. George Johnson (2008-10)	115

3-POINT FIELD GOALS ATT.

1. Steve Moyer (1994-99)	1,026
2. Mike Crawford (1988-92)	726
3. Rich Bush (1998-01)	534
4. Adam Blazek (2012-15)	503
5. Cory Coleman (1998-02)	487
6. Zay Jackson (2016-18)	409
7. Tyler Stoczynski (2006-09)	384
8. Chris Hollan (1988-90)	368
9. Marc Sturdivant (2001-03)	330
10. George Johnson (2008-10)	323

3-POINT FIELD GOAL PCT. (MIN. 100)


1. James Jamison (1986-88)	53-115	.461
2. Brandon Andrews (2002-04)	124-277	.448
3. Troy Nesmith (1996-98)	91-210	.438
4. Steve Moyer (1994-99)	442-1026	.431
5. Dave Callahan (1988-90)	48-113	.425
6. Girbran Smith (2014-15)	82-194	.423
7. Leo Nadal (1992-95)	44-105	.419
8. Robert Wilson (2013)	44-107	.411
9. R. Shannonhouse (1986-88)	44-108	.407
Kevin Krai (1992-94)	48-118	.407



1988-92
MIKE CRAWFORD

BLOCKED SHOTS


1. John Matthews (1985-87)	224
2. Josh Morgan (1999-03)	171
3. Craig Dixon (1982-84)	130
4. Kyle Goldcamp (2008-09)	115
5. Zaid Al-Khas (1998-00)	105
6. Geoff Husted (2002-05)	93
Mike Runski (1983-87)	93
8. Shelby Chaney (2004-06)	81
9. Tahron Briscoe (2000-02)	77
10. Forrest Kirby (2000-04)	76
11. Travis Brannen (2010-11)	74
12. Todd Stablein (1990-94)	72
13. Andy Adams (1988-90)	70
14. Mitchell Smith (1985-88)	66



1994-99
STEVE MOYER

GAMES PLAYED

1. David Morris (1984-88)	128
2. Mike Runski (1983-87)	126
3. Mike Crawford (1988-92)	119
4. Forrest Kirby (2000-04)	118
5. Geoff Husted (2002-05)	115
Joe Rivera (2001-05)	115
Butch Warner (1981-85)	115
Josh Morgan (1999-03)	115
9. Matthew Dogan (2014-17)	114
10. Steve Moyer (1994-99)	112
Todd Stablein (1990-94)	112
12. Mike Kopas (1979-84)	109
13. Adam Blazek (2012-15)	108
14. Matt Jones (2001-05)	106
Ron Johnson (1966-70)	106



1967-72
GLEN SUMMORS

REBOUNDS

1. Glen Summors (1967-72)	1,819
2. Al Lawson (1961-65)	1,256
3. Gerald Walker (1971-75)	1,027
4. Mike Runski (1983-87)	872
5. Fate Harris (1973-77)	870
6. Geoff Husted (2002-05)	853
7. Al Chrisman (1967-71)	832
8. Josh Morgan (1999-03)	823
9. Lou Warren (1962-66)	792
10. Ron Johnson (1966-70)	775
11. Willie Alford (1961-65)	666
12. Bill Butler (1976-80)	632
13. Bronze Simpson (1992-96)	624
14. Jim Mitchell (1977-81)	614
15. James Clark (1992-96)	597
16. Dave Razzano (1980-84)	552
17. Shelby Chaney (2004-06)	551
18. Aurimas Truskauskas (2006-07)	549
19. Dan Sculley (1979-82)	544
20. Dan Adamson (1976-80)	538
21. Mitch Smith (1985-88)	531
22. Mel Witherspoon (1964-66)	522

REBOUNDING AVERAGE

1. Glen Summors (1967-72)	19.1
2. Al Lawson (1961-65)	13.1
3. Mel Witherspoon (1964-66)	11.1
4. Aurimas Truskauskas (2006-07)	10.4
5. Gerald Walker (1971-75)	9.8
6. John Bowen (1986-88)	9.7
7. Cal Graham (1965-67)	9.4
8. Stan Sligh (1975-77)	9.0
9. Lou Warren (1962-66)	9.0
10. Tony Lyons (1997-99)	8.8

ASSISTS

1. Javar Cheatham (1999-01)	525
2. Juan Rodriguez (1984-86)	473
3. Dave Callahan (1988-90)	445
4. Steve Moyer (1994-99)	406
5. Butch Warner (1981-85)	378
6. James Jamison (1986-88)	374
7. Adam Blazek (2012-15)	373
8. Bill Callahan (1970-73)	341
9. Todd Stablein (1990-94)	321
Neal Stoczynski (1973-77)	321

STEALS

1. Adam Blazek (2012-15)	243
2. Butch Warner (1981-85)	196
2. Javar Cheatham (1999-01)	172
4. Rich Bush (1998-01)	152
5. Todd Stablein (1990-94)	126
6. Tyler Stoczynski (2007-09)	123
7. Steve Moyer (1994-99)	122
8. Dave Callahan (1988-90)	118
Derrick Price (1990-92)	118
10. Mike Crawford (1988-92)	116
Bronze Simpson (1992-96)	116

FREE THROWS MADE


1. Al Chrisman (1967-71)	462
2. Butch Warner (1981-85)	438
3. Geoff Husted (2002-05)	431
4. Bronze Simpson (1992-96)	408
5. George Hesch (1951-55)	372
6. Adam Blazek (2012-15)	342
7. Al Lawson (1961-65)	323
8. Bob Vilchinsky (1953-57)	316
9. Mike Runski (1983-87)	304
10. David Morris (1984-88)	303

FREE THROWS ATT.

1. Al Chrisman (1967-71)	685
2. Butch Warner (1981-85)	608
3. Geoff Husted (2002-05)	575
4. Bronze Simpson (1992-96)	562
5. Willie Alford (1961-65)	496
6. Al Lawson (1961-65)	478
7. David Morris (1984-88)	457
8. Glen Summors (1967-72)	435
9. Mike Runski (1983-87)	431
10. Gerald Walker (1971-75)	425

FREE THROW PCT. (MIN. 100)

1. Juan Rankin (1990-92)	199-225	.884
2. Troy Nesmith (1996-98)	274-313	.875
3. Oscar Macias (2012-13)	106-122	.869
4. Steve Moyer (1994-99)	198-231	.857
5. Girbran Smith (2014-15)	118-138	.855
6. James Jamison (1986-88)	163-192	.849
7. Adam Blazek (2012-15)	342-407	.840
8. Matt Jones (2001-05)	197-237	.831
9. Bill Butler (1976-80)	225-274	.821
10. Zay Jackson (2016-18)	212-259	.819
11. Joe Rivera (2001-05)	109-134	.813



1984-86
JUAN RODRIGUEZ


INDIVIDUAL SEASON CHARTS

POINTS

1. Butch Warner (1984-85)	743
2. Troy Nesmith (1997-98)	645
3. Troy Nesmith (1996-97)	641
4. Butch Warner (1983-84)	629
5. Darryl Freeman (1989-90)	604
6. Glen Summors (1971-72)	595
7. Gerald Walker (1972-73)	594
8. Chris Hollan (1988-89)	564
9. Rich Bush (1999-00)	551
10. Gerald Walker (1974-75)	540
11. Al Chrisman (1970-71)	532
12. Tony Lyons (1998-99)	525
13. David Morris (1987-88)	515
Glen Summors (1968-69)	515
Gerald Walker (1973-74)	515

REBOUNDS

1. Glen Summors (1971-72)	566
2. Glen Summors (1968-69)	560
3. Glen Summors (1967-68)	495
4. Al Lawson (1961-62)	347
5. Craig Dixon (1983-84)	336
6. Al Lawson (1963-64)	335
7. John Matthews (1985-86)	317
8. Aurimas Truskauskas (2005-06)	314
Gerald Walker (1972-73)	314
10. Al Lawson (1962-63)	313
11. Cal Graham (1966-67)	309
12. Al Farmer (1974-75)	302
13. Mel Witherspoon (1964-65)	300



1983-87
MIKE RUNSKI

SCORING AVERAGE

1. Butch Warner (1984-85)	24.0
2. Troy Nesmith (1997-98)	23.9
3. Troy Nesmith (1996-97)	23.7
Gerald Walker (1972-73)	23.7
5. Bill Carey (1960-61)	23.1
6. Glen Summors (1971-72)	22.9
7. Bob Vilchinsky (1955-56)	22.6
8. Al Chrisman (1970-71)	21.2
9. Rich Bush (1999-00)	20.4
10. Butch Warner (1983-84)	20.2

FIELD GOALS MADE

1. Butch Warner (1984-85)	285
2. Glen Summors (1971-72)	257
3. Gerald Walker (1972-73)	256
4. Butch Warner (1983-84)	248
5. Troy Nesmith (1996-97)	235
6. Darryl Feeman (1989-90)	230
7. Gerald Walker (1974-75)	227
8. Troy Nesmith (1997-98)	225
9. Glen Summors (1967-68)	222
10. Gerald Walker (1973-74)	219

FIELD GOALS ATT.

1. Butch Warner (1984-85)	668
2. Butch Warner (1983-84)	536
3. Glen Summors (1971-72)	522
4. Gerald Walker (1974-75)	513
5. Gerald Walker (1972-73)	499
6. Rich Bush (1999-00)	461
Gerald Walker (1973-74)	461
8. Glen Summors (1968-69)	456
9. Chris Hollan (1988-89)	451
10. Troy Nesmith (1997-98)	446

FIELD GOALS PCT. (MIN. 100)

1. John Matthews (1985-86)	144-198	.727
2. Kyle Goldcamp (2007-08)	187-281	.665
3. Mike Kennedy (1969-70)	97-148	.655
4. John Matthews (1986-87)	82-126	.651
5. Pat Washington (2006-07)	73-119	.613
6. Brian Germano (1991-92)	92-151	.609
7. Rich Austin (2014-15)	85-141	.603
8. Geoff Husted (2002-03)	156-260	.600
9. Damon Miraud (2016-17)	118-198	.596
10. Kyle Goldcamp (2008-09)	185-313	.591
11. David Morris (1987-88)	190-322	.590
12. David Wilson (2008-09)	71-123	.577
13. Forrest Kirby (2003-04)	110-191	.576
14. Tony Lyons (1998-99)	192-334	.575
15. James Henderson (1988-89)	105-183	.574
Tahron Briscoe (2000-01)	74-129	.574

REBOUNDED AVERAGE

1. Glen Summors (1971-72)	21.8
2. Glen Summors (1968-69)	18.7
3. Glen Summors (1970-71)	18.3
4. Glen Summors (1969-70)	16.5
5. Al Lawson (1961-62)	15.1
6. Al Lawson (1963-64)	14.0
7. Gerald Walker (1972-73)	12.5
Al Lawson (1962-63)	12.5
Mel Witherspoon (1964-65)	12.5
10. Harry McLaughlin (1970-71)	12.0

3-PT FIELD GOALS MADE

1. Steve Moyer (1998-99)	124
2. Steve Moyer (1996-97)	117
3. Steve Moyer (1997-98)	109
4. Rich Bush (1999-00)	101
5. Zay Jackson (2016-17)	94
6. Steve Moyer (1994-95)	92
7. Chris Hollan (1988-89)	85
8. Keith Danzy (1993-94)	81
9. Zay Jackson (2017-18)	72
10. Adam Blazek (2013-14)	71
Marc Sturdivant (2002-03)	71

3-PT FIELD GOALS ATT.


1. Steve Moyer (1998-99)	300
2. Steve Moyer (1996-97)	286
3. Steve Moyer (1997-98)	268
4. Rich Bush (1999-00)	265
5. Zay Jackson (2016-17)	214
6. Keith Danzy (1993-94)	213
7. Zay Jackson (2017-18)	195
8. Chris Hollan (1988-89)	191
9. Khyll Horton (1995-96)	186
10. Marc Sturdivant (2002-03)	184

3-POINT FIELD GOAL PCT. (MIN. 40)


1. Steve Moyer (1994-95)	92-172	.535
2. Juan Rankin (1990-91)	28-53	.528
3. Dave Callahan (1988-89)	25-49	.510
4. James Jamison (1986-87)	20-41	.488
5. Leo Nadal (1993-94)	21-44	.477
6. Josh Morgan (2001-02)	35-74	.473
7. Brandon Andrews (2002-03)	65-140	.464
8. Ron Hollis (2005-06)	51-111	.459
9. Troy Nesmith (1996-97)	43-94	.458
10. Cliff Dennett (1996-97)	48-107	.449



1961-64
AL LAWSON



1989-01
DARRYL FREEMAN



1985-86
JOHN MATTHEWS

Single-Season Records

FREE THROWS MADE

1. Butch Warner (1984-85)	173
2. Jarming White (1994-95)	149
3. Zaid Al-Khas (1999-00)	148
Al Chrisman (1970-71)	148
5. Troy Nesmith (1997-98)	146
6. Bronze Simpson (1993-94)	142
7. Tony Lyons (1998-99)	141
Darryl Freeman (1989-90)	141
9. Geoff Husted (2003-04)	139
10. Zaid Al-Khas (1998-99)	138
Bill Carey (1960-61)	138

FREE THROWS ATT.

1. Butch Warner (1984-85)	232
2. Jarming White (1994-95)	213
3. Al Chrisman (1970-71)	210
4. Darryl Freeman (1989-90)	204
5. Zaid Al-Khas (1999-00)	197
6. Bronze Simpson (1993-94)	196
7. Al Chrisman (1968-69)	191
Butch Warner (1983-84)	191
9. Rich Bush (1999-00)	190
10. David Morris (1987-88)	183

FREE THROW PCT. (MIN. 50)

1. Troy Nesmith (1997-98)	146-158	.924
2. Juan Rankin (1990-91)	93-104	.894
3. Bill Butler (1979-80)	92-103	.893
4. James Jamison (1987-88)	105-118	.890
5. Steve Moyer (1996-97)	64-72	.889
6. Oscar Macias (2011-12)	51-58	.879
Steve Moyer (1997-98)	51-58	.879
8. Juan Rankin (1991-92)	106-121	.876
9. Adam Blazek (2013-14)	105-120	.875
Kevin Hamilton (1997-98)	84-96	.875

BLOCKED SHOTS


1. John Matthews (1985-86)	123
2. John Matthews (1986-87)	101
3. Craig Dixon (1983-84)	91
4. Kyle Goldcamp (2007-08)	79
5. Zaid Al-Khas (1998-99)	61
6. Josh Morgan (2000-01)	58
7. Josh Morgan (2002-03)	50
8. Tahron Briscoe (2001-02)	46
9. Zaid Al-Khas (1999-00)	44
10. Andy Adams (1988-89)	43

ASSISTS


1. Javar Cheatham (2000-01)	283
2. Juan Rodriguez (1985-86)	273
3. Dave Callahan (1988-89)	248
4. Javar Cheatham (1999-00)	242
5. James Jamison (1987-88)	206
6. Juan Rodriguez (1984-85)	200
7. Dave Callahan (1989-90)	197
8. Jimmy Berger (2016-17)	191
9. Jarming White (1994-95)	178
10. Maurice Hairston (1979-80)	170

STEALS

1. Javar Cheatham (2000-01)	87
2. Javar Cheatham (1999-00)	85
3. Adam Blazek (2014-15)	74
4. Derrick Price (1991-92)	71
5. Roland Shannonhouse (1987-88)	66
6. Joe Lindsey (2008-09)	65
7. Khyll Horton (1995-96)	64
8. Rich Bush (1998-99)	63
9. Adam Blazek (2013-14)	62
10. George Johnson (2008-09)	61
Dave Callahan (1989-90)	61




1996-98
TROY NESMITH




1988-90
CHRIS HOLLAN



1999-01
JAVAR CHEATHAM




1986-88
JAMES JAMISON



2,090 HAROLD "BUTCH" WARNER

G | 6-3 | 175 | Atlantic City, N.J.

Season	G	FG-FGA	Pct.	FT-FTA	Pct.	Reb.	Avg.	Pts.	Avg.
1981-82	25	128-257	.498	57-83	.687	64	2.6	313	12.5
1982-83	28	165-336	.491	75-102	.735	101	2.6	405	14.5
1983-84	31	248-536	.453	133-191	.696	130	4.1	629	20.2
1984-85	31	285-668	.426	173-232	.746	124	4.0	743	24.2
Totals	115	826-1797	.457	438-608	.720	419	3.6	2090	18.2



1,979 GERALD WALKER

F | 6-6 | 215 | Aliquippa, Pa.


Season	G	FG-FGA	Pct.	FT-FTA	Pct.	Reb.	Avg.	Pts.	Avg.
1971-72	26	138-270	.511	54-82	.659	201	7.7	330	12.7
1972-73	25	256-499	.511	82-118	.659	314	12.5	594	23.7
1973-74	26	219-461	.485	77-117	.641	270	10.3	515	19.8
1974-75	28	227-513	.442	86-108	.796	242	8.6	540	19.3
Totals	105	840-1743	.482	299-425	.692	1027	9.8	1979	18.8



1,822 GLEN SUMMORS

C | 6-8 | 215 | Brooklyn, N.Y.

Season	G	FG-FGA	Pct.	FT-FTA	Pct.	Reb.	Avg.	Pts.	Avg.
1967-68	27	222-428	.518	51-101	.505	495	18.3	495	18.3
1968-69	30	211-456	.462	93-144	.645	560	18.7	515	17.2
1969-70	12	97-187	.518	23-53	.434	198	16.5	217	18.1
1971-72	26	257-522	.492	81-137	.591	566	21.8	595	22.9
Totals	95	787-1593	.494	248-435	.570	1819	19.1	1822	19.2



1,684 STEVE MOYER

G | 5-11 | 182 | West Reading, Pa.

Season	G	FG-FGA	Pct.	FT-FTA	Pct.	Reb.	Avg.	Pts.	Avg.
1994-95	30	99-190	.521	16-21	.762	54	1.8	306	10.2
1996-97	27	138-327	.422	64-72	.889	65	2.4	457	16.9
1997-98	27	137-322	.426	51-58	.879	69	2.6	434	16.1
1998-99	28	148-345	.429	67-80	.837	55	2.0	487	17.4
Totals	112	522-1184	.441	198-231	.857	243	2.2	1684	15.0



1,620 GEOFF HUSTED

C | 6-11 | 275 | Canton, Ohio

Season	G	FG-FGA	Pct.	FT-FTA	Pct.	Reb.	Avg.	Pts.	Avg.
2001-02	28	86-161	.534	62-88	.705	145	5.2	238	8.5
2002-03	29	156-260	.600	98-138	.710	207	7.1	410	14.1
2003-04	30	186-330	.564	139-181	.768	252	8.4	511	17.0
2004-05	28	161-326	.494	132-168	.786	249	8.9	461	16.5
Totals	115	589-1077	.547	431-575	.750	853	7.4	1620	14.1

YEAR-BY-YEAR RECORDS

YEAR	WINS	LOSSES	PCT.	HEAD COACH
1944-45	10	3	.760	Naz Servidio
1945-46	5	9	.357	Ziggy Markowitz
1946-47	2	16	.111	Naz Servidio
1947-48	8	14	.364	Joe Niland
				Gene Powers
1948-49	10	16	.385	Gene Powers
1949-50	14	12	.538	Gene Powers
				Lou Tullio
1950-51	12	13	.480	Al Hook
1951-52	12	13	.480	Lou Tullio
1952-53	17	10	.630	Lou Tullio
1953-54	16	7	.696	Lou Tullio
1954-55	12	8	.600	Lou Tullio
1955-56	11	12	.478	Lou Tullio
1956-57	9	14	.391	Milt Simon
1957-58	9	8	.529	Milt Simon
1958-59	10	9	.526	Milt Simon
1959-60	8	9	.471	Milt Simon
1960-61	12	9	.571	Milt Simon
1961-62	16	9	.640	George Hesch
1962-63	13	12	.520	George Hesch
1963-64	17	7	.708	Jim Harding
1964-65	20	4	.833	Jim Harding
1965-66	20	3	.870	Jim Harding
1966-67	18	9	.667	John Bayer
1967-68	19	8	.704	John Bayer
1968-69	24	6	.800	John Bayer
1969-70	18	7	.720	John Bayer
1970-71	11	14	.440	Dave Markey
1971-72	19	7	.731	Dave Markey
1972-73	17	9	.654	Dave Markey
1973-74	15	11	.577	Dave Markey
1974-75	25	4	.862	Ed Sparling
1975-76	16	11	.593	Ed Sparling
1976-77	20	8	.714	Ed Sparling
1977-78	15	11	.577	Ed Sparling
1978-79	18	9	.667	Dick Fox
1979-80	20	9	.690	Dick Fox
1980-81	17	10	.630	Dick Fox
1981-82	17	9	.654	Dick Fox

1982-83	16	12	.586	Dick Fox
1983-84	20	11	.645	Dick Fox
				Steve Huefner
1984-85	22	9	.710	Tom Chapman
1985-86	25	6	.806	Tom Chapman
1986-87	28	6	.824	Tom Chapman
1987-88	24	8	.750	Tom Chapman
1988-89	21	9	.700	Tom Chapman
1989-90	24	8	.750	Bob Dukiet
1990-91	17	13	.566	Bob Dukiet
1991-92	22	6	.786	Bob Dukiet
1992-93	20	7	.741	Bob Dukiet
1993-94	21	9	.700	Bob Dukiet
1994-95	22	8	.733	Bob Dukiet
1995-96	10	16	.385	Bob Dukiet
				Dick Fox
1996-97	18	9	.667	Jerry Slocum
1997-98	16	11	.592	Jerry Slocum
1998-99	19	9	.679	Jerry Slocum
1999-00	23	5	.821	Jerry Slocum
2000-01	22	8	.733	Jerry Slocum
2001-02	21	7	.750	Jerry Slocum
2002-03	20	10	.667	Jerry Slocum
2003-04	22	8	.733	Jerry Slocum
2004-05	18	11	.621	Jerry Slocum
2005-06	12	15	.444	John T. Reilly
2006-07	9	17	.346	John T. Reilly
2007-08	26	5	.839	John T. Reilly
2008-09	30	4	.882	John T. Reilly
2009-10	13	15	.464	John T. Reilly
2010-11	15	11	.577	John T. Reilly
2011-12	14	12	.538	John T. Reilly
2012-13	22	7	.759	John T. Reilly
2013-14	20	10	.667	John T. Reilly
2014-15	23	9	.719	John T. Reilly
2015-16	7	19	.269	John T. Reilly
2016-17	18	10	.643	John T. Reilly
2017-18	22	10	.688	John T. Reilly
2018-19	11	18	.379	John T. Reilly

75 Years 1265 727 .633 18 Head Coaches

HEAD COACH	YEARS	SEASONS	GAMES	WINS	LOSSES	PCT.
Naz Servidio	1944-45/46-47	2	31	12	19	.387
Ziggy Markowitz	1945-46	1	14	5	9	.357
Joe Niland	1947-48	0.5	11	4	7	.364
Gene Powers	1947-50	2	50	21	29	.420
Lou Tullio	1949-50/51-56	5.5	131	75	56	.573
Al Hook	1950-51	1	25	12	13	.480
Milt Simon	1956-61	5	97	48	49	.495
George Hesch	1961-63	2	50	29	21	.580
Jim Harding	1963-66	3	71	57	14	.803
John Bayer	1966-70	4	109	79	30	.725
Dave Markey	1970-74	4	103	62	41	.602
Ed Sparling	1974-78	4	110	76	34	.691
Dick Fox	1979-84/96	5.5	158	100	58	.633
Steve Huefner	1984	0.5	15	9	6	.600
Tom Chapman	1984-89	5	158	120	38	.759
Bob Dukiet	1989-96	7	198	135	63	.682
Jerry Slocum	1996-05	9	257	179	78	.696
John T. Reilly	2005-2019	14	406	242	162	.596
TOTALS - 18 HEAD COACHES		75	1994	1265	727	.633

NCAA TOURNAMENT APPEARANCES

- 1962** Midwest Regional at Akron, Ohio
March 9, 1962 - Wittenberg 69, Gannon 43
March 10, 1962 - Youngstown State 58, Gannon 52
- 1972** Midwest Regional at Akron, Ohio
March 7, 1972 - Youngstown State 81, Gannon 71
- 1975** East Regional at Erie, Pa.
March 7, 1975 - Gannon 65, Hartwick 64
March 8, 1975 - Gannon 67, C.W. Post 60
Quarterfinals at Evansville, Ind.
March 12, 1975 - Assumption 81, Gannon 69
- 1977** East Regional at Erie, Pa.
March 4, 1977 - Hartwick 68, Gannon 66
March 5, 1977 - Gannon 85, Philadelphia Textile 67
- 1980** East Regional at Erie, Pa.
February 29, 1980 - New York Tech 81, Gannon 59
March 1, 1980 - Cheyney 87, Gannon 86
- 1984** East Regional at Erie, Pa.
March 9, 1984 - C.W. Post 55, Gannon 52
March 10, 1984 - Mansfield 94, Gannon 78
- 1985** North Central Regional at Brookings, S.D.
March 8, 1985 - South Dakota State 73, Gannon 64
March 9, 1985 - Northern Mich. 95, Gannon 65
- 1986** East Regional at Erie, Pa.
March 7, 1986 - Gannon 78, Millersville 66
March 8, 1986 - Cheyney 65, Gannon 62
- 1987** East Regional at Erie, Pa.
March 6, 1987 - Gannon 80, C.W. Post 71
March 7, 1987 - Gannon 85, Millersville 82
Quarterfinals at Erie, Pa.
March 14, 1987 - Gannon 93, New Hampshire 81
Semifinals at Springfield, Mass.
March 20, 1987 - Gannon 61, Eastern Montana 55
Championship at Springfield, Mass.
March 21, 1987 - Kentucky Wesleyan 92, Gannon 74
- 1988** East Regional at Erie, Pa.
March 11, 1988 - Gannon 84, Kutztown 64
March 12, 1988 - Gannon 93, California (Pa.) 75
Quarterfinals at Troy, Ala.
March 19, 1988 - Troy State 100, Gannon 79
- 1990** East Regionals at Erie, Pa.
March 16, 1990 - Gannon 83, C.W. Post 78
March 17, 1990 - Gannon 72, East Stroudsburg 63
Quarterfinals at Springfield, Mass.
March 24, 1990 - Morehouse 75, Gannon 69
- 1993** East Regional at Millersville, Pa.
March 12, 1993 - Philadelphia Textile 70, Gannon 56
- 1994** East Regional Play-In Game at Erie, Pa.
March 8, 1994 - Gannon 53, Millersville 52
East Regional at California, Pa.
March 11, 1994 - California (Pa.) 65, Gannon 64
March 12, 1994 - Gannon 75, Edinboro 66
- 1995** East Regional First Round at Erie, Pa.
March 8, 1995 - Gannon 82, Bloomsburg 81
East Regional at Indiana, Pa.
March 11, 1995 - Indiana (Pa.) 93, Gannon 71
March 12, 1995 - Millersville 89, Gannon 76 (ot)
- 2000** Great Lakes Regional First Round at Owensboro, Ky.
March 10, 2000 - Michigan Tech 91, Gannon 86
- 2001** Great Lakes Regional First Round at Owensboro, Ky.
March 8, 2001 - Hillsdale 60, Gannon 58
- 2002** Great Lakes Regional First Round at Owensboro, Ky.

March 7, 2002 - Findlay 70, Gannon 53

- 2003** Great Lakes Regional First Round at Houghton, Mich.
March 14, 2003 - KY. Wesleyan 81, Gannon 74
- 2004** Great Lakes Regional First Round at Romeoville, Ill.
March 13, 2004 - Michigan Tech 81, Gannon 75
- 2005** Great Lakes Regional First Round at Findlay, Ohio
March 12, 2005 - Southern Indiana 67, Gannon 61
- 2008** Great Lakes Regional at Allendale, Mich.
March 15, 2008 - Gannon 73, Drury (Mo.) 56
March 16, 2008 - Findlay 88, Gannon 82
- 2009** Atlantic Regional at Erie, Pa.
March 14, 2009 - Gannon 76, Pitt-Johnstown 53
March 15, 2009 - Gannon 67, Alderson-Broadus 65
March 17, 2009 - Gannon 84, Kutztown 73
Quarterfinals at Springfield, Mass.
March 26, 2009 - Central Missouri 86, Gannon 77
- 2014** Atlantic Regional at East Stroudsburg, Pa.
March 15, 2014 - Gannon 66, Charleston 64
March 16, 2014 - East Stroudsburg 66, Gannon 58
- 2015** Atlantic Regional at West Liberty, W.Va.
March 14, 2014 - Slippery Rock 65, Gannon 57

1987 NATIONAL CHAMPIONSHIP GAME

KENTUCKY WESLEYAN	92
GANNON UNIVERSITY	74

Gannon (74) -- Bowen 8-15 1-3 17, Runski 4-6 2-2 12, MacDougall 4-10 2-2 12, Matthews 4-6 0-1 8, Smith 3-8 0-0 6, Jamison 2-10 2-3 6, Shannonhouse 2-5 0-0 4, Morris 1-4 2-2 4, Chase 0-2 3-4 3, Kadman 1-3 0-0 2, Rocco 0-1 0-0 0. Totals 29-70 12-17 74.


Kentucky Wesleyan (92) -- Smith 11-18 6-7 28, Worth 5-8 7-9 21, Whitlow 5-11 6-6 16, Christian 4-5 7-8 15, Brown 2-8 0-0 4, Loucks 1-1 0-1 3, Johnson 1-5 0-0 3, Clay 1-2 0-1 2, Newton 0-0 0-0 0, Fichter 0-0 0-0 0, Baughn 0-0 0-1 0, Odom 0-0 0-0 0. Totals 30-58 26-33 92.

Halftime: Kentucky Wesleyan 51, Gannon 27

Three-point FGs: Gannon 4-15 (Runski 2-2, MacDougall 2-6, Smith 0-1, Shannonhouse 0-1, Kadman 0-1, Rocco 0-1, Jamison 0-3), Kentucky Wesleyan 6-11 (Worth 4-5, Loucks 1-1, Johnson 1-3, Whitlow 0-1, Clay 0-1).

Rebounds: Gannon 43 (Bowen 8, Smith 6,

**John Bowen vs.
Eastern Montana in
1987 national**



SEASON OPENERS

OVERALL RECORD

56-19

HOME

44-6

AWAY

7-12

NEUTRAL

5-1

'44-45 at Alliance	W	57-40
'45-46 at Akron	L	81-34
'46-47 Youngstown State	L	59-49
'47-48 at Niagara	L	74-42
'48-49 at Canisius	L	82-33
'49-50 Canisius	L	63-44
'50-51 at Canisius	L	86-52
'51-52 at Canisius	L	71-55
'52-53 at Canisius	L	88-66
'53-54 Thiel	W	74-38
'54-55 Edinboro	W	77-62
'55-56 Canisius	L	91-55
'56-57 Allegheny	W	88-46
'57-58 Washington & Jefferson	L	51-39
'58-59 at Alliance	W	69-53
'59-60 at John Carroll (ot)	L	94-85
'60-61 at Carnegie Tech	W	83-77
'61-62 at Baldwin-Wallace	W	87-68
'62-63 Southern Illinois	W	54-49
'63-64 Lawrence Tech	W	111-63
'64-65 Indiana (Pa.)	W	74-56
'65-66 University of Detroit	W	103-55
'66-67 University of Detroit	W	87-68
'67-68 Quincy	W	72-61
'68-69 at Niagara	L	100-94
'69-70 Fredonia State	W	67-47
'70-71 at Fredonia State	W	54-49
'71-72 Fredonia State	W	81-56
'72-73 Lock Haven	W	84-75
'73-74 Fredonia State	W	39-38
'74-75 Walsh	W	73-61
'75-76 Walsh	W	93-62
'76-77 Steubenville	W	95-78
'77-78 Dominican	W	98-68
'78-79 Dominican	W	96-66
'79-80 Dominican	W	100-37
'80-81 Alliance	W	90-79
'81-82 Alliance	W	78-56
'82-83 Alliance	W	99-81
'83-84 vs. Davis & Elkins	W	75-58
'84-85 vs. Franklin	W	101-64
'85-86 Penn State Behrend	W	80-62
'86-87 Penn State Behrend	W	72-54
'87-88 Alabama-Huntsville	W	80-66
'88-89 Shepherd	W	64-48
'89-90 Elmira	W	85-47
'90-91 Shippensburg (ot)	W	75-70

'91-92 Pitt-Bradford	W	71-49
'92-93 Clarion	W	79-63
'93-94 vs. Millersville	W	89-63
'94-95 Columbia Union	W	99-84
'95-96 Pitt-Johnstown (2ot)	L	103-99
'96-97 Columbia Union	W	79-77
'97-98 LaRoche	W	96-59
'98-99 Nyack	W	91-50
'99-00 Wooster	W	95-53
'00-01 Ohio Northern	W	84-63
'01-02 Edinboro	W	72-69
'02-03 at Dominican	W	74-65
'03-04 Columbia Union	W	87-61
'04-05 Nyack	W	63-55
'05-06 Penn State Beaver	W	108-47
'06-07 C.W. Post	W	76-69
'07-08 PSU Greater Allegheny	W	126-50
'08-09 at Urbana	W	78-42
'09-10 Urbana	L	73-43
'10-11 Cedarville	W	84-71
'11-12 at East Stroudsburg	L	90-89
'12-13 vs. Glenville State	W	70-67
'13-14 California (Pa.)	W	59-51
'14-15 at Glenville State	L	57-51
'15-16 at Clarion	L	67-46
'16-17 at West Chester	L	73-63
'17-18 vs. Wheeling Jesuit (ot)	L	81-74
'18-19 vs. Wheeling Jesuit	W	90-75

100-POINT GAMES

OVERALL RECORD

69-24

HOME

59-4

AWAY

9-17

NEUTRAL

1-3

'49-50 at Niagara	L	100-49
'53-54 vs. Geneva	L	102-75
'54-55 at Marietta	L	109-83
'55-56 Buffalo State	W	111-89
at Sampson AFB	W	100-88
'56-57 John Carroll	L	102-74
'57-58 Thiel	W	102-74
'59-60 Edinboro	W	105-77
'60-61 at St. Bonaventure	L	103-71
vs. Tennessee State	L	115-68
at Alliance (3ot)	W	101-100
Le Moyne	W	103-58
'61-62 Thiel	W	103-48
'63-64 Lawrence Tech	W	111-63
'64-65 DePauw	W	117-92
Muskingum	W	106-67
'65-66 University of Detroit	W	103-55
'67-68 at St. Bonaventure	L	105-85
Baltimore University	W	100-66
'68-69 at Niagara	L	100-94
University of Toronto	W	118-42
Geneva	W	100-87
St. Francis (N.Y.)	W	106-63
Illinois Wesleyan	W	103-80
at Steubenville	W	104-74
John Carroll	W	118-80
'69-70 Cleveland State	W	101-75
'70-71 at Alliance (2ot)	W	111-109
at Central Conn. State	L	101-71
at Tennessee State	L	105-63
'71-72 Alliance	W	110-81
Bellarmino	W	101-87
'72-73 Eastern Montana	W	113-94
at Northern Kentucky	L	107-92
Delaware State	W	101-62
'73-74 Ashland	W	103-74
'76-77 Alliance	W	116-77
'77-78 Wilberforce	W	106-87
'79-80 Dominican	W	100-37
Alliance	W	123-60
'80-81 at Steubenville	L	107-87
'83-84 Alliance	W	106-67
Central State	W	109-82
at Alliance	W	112-78
'84-85 Franklin	W	101-64
at Adelphi	W	104-85
at Fredonia State (ot)	L	102-99
'85-86 Allegheny	W	104-75
at University of Buffalo	W	102-71
at Central State (ot)	L	102-88
at Troy State	L	100-79

100-POINT GAMES

OVERALL RECORD

69-24

HOME

59-4

AWAY

9-17

NEUTRAL

1-3

'88-89	Southampton	W	108-88
'89-90	Dowling	W	100-67
'91-92	Daemen	W	105-63
	East Stroudsburg	W	101-60
	Columbia Union	W	110-89
'93-94	Lake Erie	W	109-54
'94-95	East Stroudsburg	W	101-60
'95-96	Pitt-Johnstown (2ot)	L	103-99
	at Oakland	L	105-63
	at Wayne State	L	115-83
'96-97	Virginia State	W	114-60
	at Northern Michigan	L	100-89
	Hilbert	W	130-43
	Mansfield	W	103-80
	Northwood	W	104-82
'98-99	Grand Valley	W	104-83
	Ashland	W	105-92
	vs. Grand Valley	W	102-91
'00-01	vs. Grand Valley	L	102-92
'01-02	Allegheny	W	105-64
	Tiffin	W	119-76
'02-03	Daemen	W	100-74
	West Liberty State	W	101-76
	Saginaw Valley State	W	108-87
'03-04	Roberts Wesleyan	W	101-76
'04-05	Roberts Wesleyan	W	104-49
	St. Joseph's (ot)	W	101-90
'05-06	PSU Beaver	W	108-47
'06-07	PSU McKeesport	W	100-50
'07-08	PSU Greater Allegheny	W	126-50
'08-09	Daemen	W	101-75
'11-12	Seton Hill (2ot)	L	103-100
'15-16	at Edinboro (2ot)	L	105-102
'16-17	at Pitt-Johnstown (ot)	W	105-97
	CLARION (2ot)	W	110-104

OVERTIME GAMES

OVERALL RECORD

69-41

HOME

41-15

AWAY

27-21

NEUTRAL

1-5

'46-47	at Alliance	L	69-63
'53-54	at Edinboro	W	71-70
'55-56	at Le Moyne	L	90-82
'56-57	St. Bonaventure	W	81-75
'57-58	Edinboro	W	75-65
'58-59	Taylor	L	94-90
'59-60	at John Carroll	L	94-85
'60-61	at Alliance (3ot)	W	101-100
	Youngstown State	L	84-76
'61-62	Steubenville	W	60-58
'63-64	at Grove City	W	84-78
	at Edinboro	L	72-71
	at Mansfield	L	68-67
'64-65	vs. Alliance	L	79-72
'65-66	at Alliance	W	73-69
	Youngstown State (6ot)W		71-69
'66-67	Illinois Wesleyan	L	62-57
	Buffalo State	W	78-74
	at Youngstown State	W	41-39
'67-68	Alliance	W	89-82
	at Akron	W	76-73
'68-69	at Youngstown State	L	70-67
	vs. Henderson State	L	80-78
'69-70	at Akron	W	80-79
	at Central Conn. St.(3ot)	L	50-49
'70-71	at Alliance (2ot)	W	111-109
'71-72	San Francisco (2ot)	W	88-84
'72-73	University of Buffalo	L	92-87
'73-74	Belmont Abbey	L	64-62
'74-75	King's	W	62-53
'75-76	at Le Moyne	L	66-65
	vs. Union	W	83-81
'76-77	at Duquesne	L	92-90
	Mercyhurst	W	81-77
'77-78	Georgia State	W	80-76
'78-79	at Buffalo State	L	75-72
'79-80	Philadelphia Textile	W	81-66
	at Buffalo State	W	85-80
'80-81	Wheeling	W	84-83
	Steubenville	W	79-69
	Central State	W	76-74
'82-83	Bloomsburg	W	68-58
	at Central State	L	69-65
	Mercyhurst	W	100-89
'83-84	at Edinboro (2ot)	L	90-87
	Edinboro	L	77-75
'84-85	at Le Moyne (2ot)	W	67-65
	at Fredonia State	L	102-99
	Philadelphia Textile	W	84-79
'85-86	Virginia Union	W	85-84
	at Queens	W	83-76
'86-87	St. Michael's	W	90-77
	at Edinboro	W	91-86
	Philadelphia Textile (2ot)	L	83-79
'87-88	at Le Moyne	W	87-85
	at Pace	W	81-72
	at Central State	L	102-88
	Le Moyne	L	71-67
'88-89	at Pace	W	69-68
'89-90	Millersville	W	83-80
	Pace	W	71-66
'90-91	Shippensburg	W	75-70
	Le Moyne	W	87-84
	vs. Le Moyne	W	86-84
'91-92	Bloomsburg	W	77-65
	at Alvernia	W	74-67
'92-93	at Edinboro	W	82-81
	Mercyhurst	W	74-72
'93-94	at Indiana (Pa.)	L	89-81
'94-95	at Edinboro	W	96-93
	North Alabama	W	80-75
	vs. Millersville	L	89-76
'95-96	Pitt-Johnstown (2ot)	L	103-99
	Hillsdale	L	89-83
	Saginaw Valley State	W	82-76
'96-97	Hillsdale	W	90-86
'99-00	at Grand Valley State	L	86-84
'01-02	at Northwood	L	83-78
	at Wayne State	W	84-78
'02-03	at Mercyhurst	W	76-73
'03-04	Kentucky Wesleyan	W	82-78
	at Grand Valley State	W	72-68
'04-05	St. Joseph's	W	101-90
'05-06	Ashland	W	77-76
'06-07	Ashland	W	96-95
'07-08	Hillsdale	W	90-75
'09-10	Clarion	W	66-65
'11-12	at Millersville	W	98-97
	at West Chester	L	83-79
	Seton Hill (2ot)	L	103-100
	at Edinboro	W	77-73
'12-13	Slippery Rock	L	62-58
'13-14	at Bloomsburg	L	67-64
	Indiana (Pa.)	W	67-61
	Slippery Rock (2ot)	W	73-69
	vs. West Chester	L	77-76
'14-15	East Stroudsburg(2ot)	W	83-79
	at Millersville	L	66-61
	California (Pa.)	L	63-58
	at California (Pa.)	W	59-57
'15-16	Millersville (3ot)	L	75-66
	at Edinboro (2ot)	L	105-102
	at Pitt-Johnstown	W	80-79
'16-17	CALIFORNIA (Pa.)	W	93-88
	SETON HILL (2ot)	W	83-73
	at Pitt-Johnstown	W	105-97
	CLARION (2ot)	W	110-104
	at Mercyhurst	W	78-73
	vs. Kutztown	L	91-85
'17-18	vs. Wheeling Jesuit	L	81-74
'18-19	at Shepherd University	L	66-60
	at Mansfield	W	70-62
	California (Pa.)	W	70-69
	Edinboro	L	74-67

A

Name (Years)	Career Points
Achille, Dan (1978-81)	258
Adams, Andy (1988-89)	629
Adams, James (1981-82)	0
Adams, Jason (2003-04)	1
Adams, Jeff (1970)	25
Adamson, Dan (1976-79)	1429
Adersteg, Gabriel (2016)	8
Agee, Kelvin (2011)	358
Ahearn, Jack (1957-60)	520
Ahearn, Jim (1959-60)	20
Alexander, Wesley (1978-79)	656
Alford, Willie (1961-65)	1064
Al-Khas, Zaid (1998-00)	928
Altier, Kyle (2006)	0
Altmann, Brandon (2007)	68
Ambrosic, John (1970)	13
Amendola, Ted (1945)	100
Amphlett, Jack (1971)	4
Anderton, Ryan (1996-98)	87
Andrews, Bob (1956)	27
Andrews, Brandon (2002-04)	767
Andrews, Matt (1960-61)	89
Arribi, Marcel (1971-73)	545
Asuncion-Byrd, C.J. (2016)	117
Austin, Rich (2015)	204
Austin, Vincent (2005)	19

B

Bagley, Dwaine (1962-63)	4
Bailey, Cory (2013-16)	7
Baker, Bob (1968-69)	546
Balen, Tom (1965)	7
Bardwell, Dick (1962-63)	6
Barry, Fred (1951)	74
Battle, Stephen (2011-12)	482
Batts, Tyler (2009-10)	6
Bedell, Andy (1987)	0
Bedich, Walt (1952)	292
Bell, Fred (1944)	91
Belt, Brandon (2012)	236
Berger, Jimmy (2017)	202
Bernadini, Roy (1945)	3
Berridge, Paget (2005)	8
Biletnikoff, Billy (1949-50)	444
Blair, Gregg (1988-89)	14
Blanks, Gerald (1988-89)	250
Blanks, Joe (1973, 75-77)	794
Blanton, Darrell (2012-13)	898
Blaydes, Rich (1980)	14
Blazek, Adam (2012-15)	1,550
Bodnar, Jerry (1961-63)	632
Bolden, James (1978)	130
Bossman, Bobby (2005-06)	353
Boudreau, Jerry (1953-56)	76
Bouldes, Filmore (2010)	50
Bowen, John (1986-87)	688
Boykins, Tony (2015-16)	227
Brabham, Hever (1975)	8
Brannen, Travis (2010-11)	597
Briscoe, Tahron (2000-02)	372
Broughton, Rob (2007)	25
Brown, Kareem (2011)	128
Bryant, Derrick (1993-94)	34
Bryant, James (2010)	60
Buckner, Robert (2007-09)	386
Buckoski, Pete (1975-77)	121
Burk, Charles (1989)	0

Burwitz, Hans (2017)	23
Busch, John (1947)	3
Bush, Rich (1998-01)	1337
Butler, Bill (1976-79)	713
Butler, Darrell (1970)	2
Byrd, Bob (1972)	86
Byrnes, Jack (1960-62)	632

C

Calderon, Isaias (1983-84)	12
Callahan, Billy (1970-72)	661
Callahan, Dave (1988-89)	351
Callari, Mike (1953)	3
Cannone, Mike (1957-60)	280
Carey, Bill (1957-60)	735
Carroll, Ronnie (1946-48)	69
Carroll, Tom (1959, 61)	37
Carty, Shameel (2012)	75
Cawley, Joe (1987)	0
Cerami, Joe (1946-47, 49)	240
Chaney, Shelby (2004-06)	814
Chase, Mark (1982-84, 86)	284
Chatterton, Jim (1962-65)	553
Cheatham, Javar (1999-01)	770
Cheatom, George (1978)	355
Chrisman, Al (1967-70)	1542
Chroback, Al (1950-52)	611
Cipalla, Jim (1961-63)	363
Cinque, Don (1969-71)	101
Cisero, DeAnte (2019)	196
Clagett, Anthony (2011)	134
Clark, James (1992-95)	830
Clarke, Cyril (2016)	12
Coleman, Cory (1998-02)	979
Colosimo, Sean (2018-19)	32
Crawford, Mike (1988-91)	1259
Cronin, Jeff (1964)	52
Crouch, Danard (2010-11)	302
Cupples, John (1947)	1
Cyterski, Len (1953-54)	169

D

DalGLISH, Sandy (1963)	4
Daly, Larry (1966-68)	1050
Danzy, Keith (1993-94)	423
Davis, Brad (1993)	2
Davis, J. (1954)	8
DeCarlo, Dick (1951-52)	783
Decker, Norm (1951)	37
Demetrius, Patrick (1985)	125
Demski, Mark (2008-10)	180
Dennett, Cliff (1993-95)	795
Densmore, Bill (1955-57)	81
Dexter, Darren (2010)	44
DiBacco, Lou (1945, 47-48)	745
Dillon, Chuck (1954)	3
DiPlacido, Don (1946)	119
Dixon, Craig (1982-83)	596
Dixon, Herb (1984)	57
Dixon, Scott (1984)	89
Dlugosz, Jacob (1994)	6
Dodds, Kevin (2019)	118
Dogan, Matthew (2014-17)	836
Dogbo, Jon (2016)	6
Dotchin, Corey (2008-10)	10
Douglas, Gary (1990-92)	73
Dowling, Bill (1946)	26
Drumm, Tom (1995)	84
Durant, Mel (1963)	209
Durkac, Frank (1954-57)	310

Durkac, Val (1956-59)	545
E	
Eisendorf, Isaiah (2015-16)	217
Ellis, Ernie (1944)	7
Ellis, Sonny (1972-73)	179
Elwell, Howard (1951-54)	253
Elwell, Kevin (1977-78)	15
Emling, Jazz (1945)	34
Emmitt, Brandon (2013-14)	190
F	
Fabian, Bill (1944)	2
Farmer, Al (1974)	282
Feeney, Al (1949)	9
Ferguson, Derrick (1977-78)	645
Ferris, Bill (1951)	48
Fisher, Charlie (1967-69)	93
Finnecy, Bob (1951-52)	84
Flanagan, John (1945)	11
Flannery, Matt (1992)	428
Foggan, Bob (1957)	25
Foster, Bob (1961-63)	14
Fox, Dick (1955-56)	277
Franitti, Mark (2001, 03-05)	67
Frazier, Tom (1967)	13
Freeman, Darryl (1989-90)	1112
Furno, Tanner (2010-13)	611
Fustine, Joe (2016-19)	240
G	
Gadson, William (2015-16)	0
Gaeta, Joe (1958-61)	520
Gardener, Ian (2016-17)	180
Garrity, Aaron (1996-01)	500
Genck, Charles (1948-50)	379
Germano, Brian (1991-92)	552
Glassmacher, Joe (1964-65, 67)	75
Glassmacher, Ken (1966-67, 69-70)	31
Goldcamp, Kyle (2008-09)	904
Gonzalez, Eric (2019)	11
Graham, Cal (1965-66)	658
Grant, Shannon (1991-92)	530
Gray, Bernie (1953)	9
Green, Jair (2017-18)	433
Griffin, Martin (1955-56)	20
Grubb, Paul (1983)	3
Guest, Brian (1960)	23
H	
Hadrab, Naseem (2018)	0
Hairston, Maurice (1978-79)	232
Hall, Jarrell (2004-05)	9
Halliburton, James (1977)	9
Hamilton, Kevin (1997-98)	285
Hammerbeck, George (1945)	0
Hanson, Mike (1966)	8
Hardin, Ronnie (1981)	2
Hargrave, Don (1973-74)	87
Harris, Fate (1973-76)	974
Harris, Preston (2008-10)	84
Harned, Frank (1948)	76
Harewood, Jonathan (2019)	121
Hasco, Ed (1949)	66
Hauck, Dick (1961)	66
Haysbert, Mike (2017-19)	49
Hazel, Sean (1987)	126
Heidelberg, Willie (1974)	26
Henderson, James (1988-90)	364
Herring, Stan (1966-68)	177
Hesch, George (1951-54)	1308

Hidalgo, Gil (1968)	224
Hill, Howard (1946-47)	28
Hill, Ken (1948)	2
Hitt, Stacey (1983-86)	251
Hobbie, Jim (1976-78)	162
Holeva, John (1959-61)	21
Hollan, Chris (1988-89)	981
Hollis, Ron (2006-07)	403
Holm-Weber, Adam (2015)	14
Hooks, Mike (1976-79)	445
Horn, Bob (1960)	0
Horton, Kyle (1994-95)	784
Howard, Pierre (2008-09)	875
Hunt, Chad (2002-04)	91
Hunter, Lou (1944-46)	108
Husted, Geoff (2002-05)	1620
Hvezda, Bob (1972-74)	28
Hyziewicz, Eddie (1948)	31
I	
Iacino, Sam (1966)	140
Ibanez-Lavesson, Mikael (1995)	31
Isaackson, Ron (1954-57)	873
J	
Jackson (1955)	2
Jackson, Tom (1972)	209
Jackson, Zay (2017-18)	980
Jamison, James (1986-87)	748
Janosko, Ed (1957)	3
Jarvis, Jim (1953-56)	73
Jefferson, Len (1964)	90
Johnson, Demondi (2003-06)	472
Johnson, Dytanya "Bubby" (2012)	9
Johnson, George (2008-10)	710
Johnson, Matt (2018-19)	211
Johnson, Ron (1966-69)	1187
Johnson, Wil (2007)	9
Jones, Jonathan (1984)	141
Jones, Jonathon (2010)	4
Jones, Marcus (2015-17)	131
Jones, Matt (2001-02, 04-05)	686
Jones, Tony (1976-77)	474
Jowett, Bill (1954-57)	595
Joyce, Tom (1990)	5
K	
Kadman, Yoav (1985-86)	256
Kaigler, Daniel (2015)	48
Kaminski, John (1949)	7
Kennedy, Mike (1969)	248
Kerr, Max (2016-17)	31
Kirby, Forrest (2000-04)	549
Kittelberger, Terell (2005-06)	186
Kness, John (1971)	7
Knight, Cory (2007-09)	462
Konrad, Ed (1960)	2
Kopas, Mike (1979-83)	936
Kornick, Scott (1992)	100
Krai, Kevin (1992)	563
Kuster, Ben (1961)	11
Kuteyi, Kevin (2016)	259
L	
Lamego, Dan (1975)	4
Laravie, Curt (1984)	12
Lawson, Al (1965)	30
Lawson, Alfred (1961-64)	1425
Lee, Jim (1966-69)	158
Lee, Jovante (2019)	96
Lee, Kevin (2006)	42

All-Time Letterwinners

Lee, Tom (1946)	8
Lemon, Marcus (2007)	159
Lepich, Ted (1950)	7
Lewis, Jose (1973)	4
Lindsey, Joe (2008-09)	714
Lipchik, John (1945)	16
Livas, Rick (1970-71)	559
Livramento, Rogerio (2013-14)	227
Loeser, Dave (1981)	2
Lott, Jerry (1958-61)	341
Luber, George (1953-56)	419
Lucas, Mario (1944)	2
Lutz, Rich (1962)	77
Lynch, Ed (1964)	2
Lyons, Tony (1997-98)	854

M

MacDougall, Mike (1985-86)	655
Macias, Oscar (2012-13)	558
Mack, Johnny (1989)	7
Mackey, Don (1965)	8
Malinic, Aleksandar (2014)	0
Maloney, Marty (1949)	11
Malseed, Colin (1970-72)	448
Manu, Kwame (1995-00)	134
Marchant, Joe (1945)	7
Martin, Bob (1950, 55-56)	21
Martin, Bruce (1986)	29
Martinko, Bob (1972-73)	125
Martynenko, Dmitry (2012-13)	100
Matey, Emmanuel (2016-17)	65
Matthews, John (1985-86)	656
Mauro, John (1958-61)	175
McCallion, Jim (1961-63)	182
McClellan (1955)	7
McCoskey, Jim (1946)	2
McCullough, Whitey (1953-55)	69
McElrath, Mike (1982-84)	157
McHugh, Kevin (1953-55)	167
McIntyre, Bill (1946-47)	12
McLaughlin, Harry (1969-71)	777
McNeill, James (1980-81)	319
McQuaid, David (2001-03)	39
McQuitty, Jim (1947-48)	14
Middleton, Art (1949-52)	720
Mills, Kofi (2018-19)	153
Miller, Frank (1976-77)	454
Miller, George (1945)	4
Minichelli, Frank (1955-56)	145
Mintz, Camara (2001-03)	470
Miraud, Damon (2017-18)	577
Mitchell, Jim (1977-80)	857
Moore, Roger (1978-81)	312
Moosa, Mark (1975)	8
Morgan, Josh (1999-03)	1577
Moriarty, Len (1952-55)	230
Morocco, Dick (1959)	0
Morris, David (1984-87)	1131
Morris, Rod (1975-76)	39
Mosley, Vince (2008)	493
Mott, Jim (1977)	0
Moyer, Steve (1994-98)	1684
Munson, Gene (1945)	85
Murray, Mark (1972-74)	484

N

Nachman, Nick (1945)	4
Nadal, Leo (1992-94)	647
Nelson, Gail (1953)	230
Nesmith, Troy (1996-97)	1286

Newby, Jabs (2013-14)	177
Newman, Bill (1959)	2
Newsham, Bill (1952)	4
Newsome, Bucky (1991)	38
Niedbalski, Joe (1949)	8
Norder, Kurt (1997-98)	17
Nordin, Roy (1944-45)	182
Nutt, Bill (1956-59)	319

O

Ogbuagu, Cyril (2018-19)	120
Olawoye, Victor (2019)	292
Oldham, C.J. (2013-14)	279
Orloff, Frank (1946-47)	114

P

Pagley, Ed (1999-00)	31
Pasky, Ed (1944)	2
Peacock, Larry (1965)	384
Pesut, Dan (1996-00)	403
Phillips, Dave (1979-82)	316
Phoenix, Evan (2017-18)	849
Pietrack, Chet (1945)	16
Piotrowicz, Steve (2010-12)	348
Pittman, Larry (1974-75)	270
Pizzat, Joe (1944-46)	374
Poe, Billy (1996-98)	255
Pontzer, Tom (1954)	2
Porter, A'Darius (2014-15)	482
Porter, Daryl (2018-19)	401
Praetzel, Dick (1944)	59
Price, Derrick (1990-91)	912
Pryor, Gosby (1979-82)	1448
Pulliam, Willie (1982-83)	145
Purvey, Madison (1965)	99

Q

Quinn, Ryan (2002, 04-05)	24
Quinn, Tom (1965)	8

R

Rainey, Iren (2003-04)	364
Rankin, Juan (1990-91)	652
Rapp, Andy (1994)	5
Rathell, Richard (1980-83)	428
Raven, Fred (1946-47)	385
Razzano, Dave (1980-83)	915
Redding, Jim (1966-69)	70
Reid, Issac (2010)	7
Reimetz, Bob (1953)	26
Reitz, Matt (1995-96)	18
Reuscher, Bill (1951-53)	17
Rivera, Joe (2002-05)	546
Roach, Bill (1947-50)	715
Roberts, Wes (1957-60)	458
Rocco, Jim (1986-88)	198
Roddy, Jim (1988-91)	14
Rodriquez, Juan (1984-86)	567
Roets, Kris (1994-95)	243
Rogers, Greg (1980-81)	56
Rojik, Bob (1962-63, 66)	158
Roth, Bob (1973-75)	105
Rovis, Nick (1990-92)	104
Ruminski, Don (1964-67)	743
Rumph, Dennis (2011)	2
Runski, Mike (1983-86)	1422
Russo, Pete (1957-58)	677
Ryan, Larry (1953-55)	15

S

Salsamendi, Fernando (2019)	29
Samuels, Harry (1955)	94
Sapp, Daniel (2019)	20
Scandrett, Alfonso (2008-10)	294
Schaper, Pete (1948)	10
Schickler, George (1945)	3
Schlaufman, Ray (1999-00)	4
Schmidt, Ben (1949-51)	164
Schreifer, Dick (1944)	4
Scipio, Bert (1977)	9
Sculley, Dan (1979-81)	735
Seitz, Jamie (1987)	2
Servidio, Naz (1944)	78
Shaffer, DeWayne (1957-60)	325
Shannonhouse, Roland (1986-87)	535
Shaper, Pete (1948)	10
Siegel, Paul (1983)	10
Simmons, Anthony (2010)	72
Simpkins, Sly (1988-89)	121
Simpson, Bronze (1992-95)	1417
Sipe, Jeff (1995-96)	150
Sivak, Jim (1982-83)	31
Sligh, Stan (1975-76)	897
Smith, Devin (2018)	24
Smith, Ed (1946)	14
Smith, Girbran (2014-15)	642
Smith, Jim (1963)	18
Smith, Marcus (2000-02)	387
Smith, Mitchell (1985-87)	1381
Smith, Ramon (2011)	10
Snell, Ken (1945)	44
Snyder, Mike (1989)	255
Snyder, Paul (1952)	34
Springer-Williams, Clinton (2011)	44
Spurgeon, Chad (1991-92)	43
Stablein, Todd (1990-93)	649
Stallworth, Aubrey (1982)	194
Stankiewicz, Al (1959-60)	91
Stanovich, Frank (1950-51)	12
Steadman, Darnell (1993)	37
Stedman, Hank (1944-46)	47
Stih, Norm (1961-62)	57
Stitcher, Jason (1991-92)	202
Stoczynski, Dave (1971-73)	853
Stoczynski, Neal (1973-76)	881
Stoczynski, Tyler (2007-09)	1001
Sturdivant, Marc (2001-03)	774
Strand, Al (1945)	20
Strand, Reno (1952-53)	99
Summors, Glen (1967-69, 71)	1822
Swain, Josh (2004-05)	91
Swann, Larry (2010)	84
Sweny, Andrew (2010)	1

T

Tajc, Stephen (2001)	6
Talarico, Sam (1949)	35
Talley, Tee (2014)	120
Tarcson, Tim (1987)	15
Thiero, Cheick (2016)	3
Timko, Andy (1949-50)	664
Timmons, Dwight (1949-52)	293
Tines, Alex (1996-97)	420
Thomas, James (1984)	243
Thomas-Edwards, Raphell (2014-15)	585
Tong, Akol (1987-90)	38
Toohey, Jim (1989-90)	10
Torrence, Algeron (2013)	104
Trejchel, Len (1948)	2

Toupane, Jean Yves (2015-16)	560
Trocki, John (1997-00)	202
Truskauskas, Aurimas (2006-07)	742
Tucker, Alvin (2012-13)	63
Turner, Joe (1961)	2

U

Uritus, Rick (1966-69)	235
------------------------	-----

V

Valeiras, Javier (2019)	0
Varacallo, Albert (2007)	8
Vickey, Fred (1956-57)	20
Vilchinsky, Bob (1953-56)	1326
Vinyard, Derrick (1990-91)	465
Vreeland, Jordan (1998-00)	29

W

Wade, Willie (1974-75)	603
Wall, Dan (1964, 71-72)	64
Walker, Gerald (1971-74)	1979
Walsh, Ed (1952-55)	625
Walsh, Tom (1972)	6
Ward, Bob (1961)	50
Warner, Ed (1974-77)	218
Warner, Harold "Butch" (1981-84)	2090
Warren, Lou (1962-65)	1079
Washington, Danny (1982-85)	103
Washington, Pat (2006-08)	257
Wassell, John (1967-70)	122
Webb Jr., Frank (2018-19)	184
Weber, Joe (1973)	2
Westerling, Ed (1949-50, 52)	5
Whitcomb, Tim (1975-76)	160
White, Jarming (1994-95)	730
White, Jim (1947-50)	829
Whitfield, Darmel (2006)	256
Wigham, Bob (1952)	2
Wiley, Ben (1963-66)	896
Williams, Gerrell (2017-18)	317
Williams, Jake (1947-49)	607
Williams, John (1996)	10
Williams, Ted (1951-54)	324
Wilson, Dave (2008-09)	281
Wilson, Robert (2013)	347
Wilson, T.J. (2012-13)	157
Wingard, Kharmen (2001-02)	21
Witherspoon, Mel (1964-65)	537
Woodbury, Malcolm (2009-11)	18
Wright, Cass (1988-90)	495
Wright, Clyde (1974-75)	328
Wright, Ron (2002-04)	74

Y

Yanke, Josh (2006)	15
Young, Steve (1967-70)	292

Records vs. All Opponents

OPPONENT	FIRST MEETING	LAST MEETING	W	L
Acadia	1964-65	1964-65	1	0
Adelphi	1967-68	1989-90	14	3
Akron	1945-46	1978-79	11	11
Alabama-Hunstville	1987-88	1987-88	1	0
Albany State	1977-78	1977-78	1	0
Albright	1945-46	1945-46	0	1
Alderson Broaddus	2008-09	2014-15	2	1
Allegheny	1944-45	2008-09	12	2
Alliance	1944-45	1985-86	67	15
Alvernia	1991-92	1991-92	2	0
American University	1970-71	1970-71	0	1
Arkansas State	1950-51	1950-51	1	0
Armstrong State	1976-77	1876-77	1	0
Ashland	1950-51	2015-16	28	14
Assumption (Mass.)	1974-75	2004-05	4	2
Austin Peay	1982-83	1982-83	0	1
Baldwin-Wallace	1944-45	1961-62	2	2
Baltimore University	1947-48	1973-74	3	0
Barton (N.C.)	2013-14	2013-14	1	0
Bellarmine (Ky.)	1965-66	2006-07	4	5
Belmont Abbey	1961-62	1973-74	5	1
Bloomsburg	1964-65	2018-19	10	3
Bowie State	1991-92	2018-19	4	3
Bowling Green	1945-46	1946-47	0	2
Brescia (Ky.)	2000-01	2002-03	2	0
Bridgeport, University of	1990-91	1994-95	1	1
Brockport State	1977-78	1978-79	2	0
Bucknell	1972-73	1972-73	1	0
Buffalo, University at	1951-52	1990-91	16	8
Buffalo State	1947-48	1983-84	22	8
Caldwell (N.J.)	2008-09	2008-09	1	0
California (Pa.)	1949-50	2018-19	20	14
Canisius	1944-45	1974-75	0	17
Carnegie Tech	1956-57	1960-61	2	2
Cedarville (Ohio)	2010-11	2010-11	1	0
Central Connecticut State	1968-69	1981-82	3	3
Central Missouri	2008-09	2008-09	0	1
Central State (Ohio)	1965-66	2010-11	6	7
Charleston, University of ^	1968-69	2014-15	3	2
Cheyney	1966-67	2017-18	20	11
Clarion	1948-49	2018-19	41	13
Cleveland State	1947-48	1969-70	3	2
Colby	1951-52	1952-53	1	1
Columbia Union	1991-92	2003-04	7	0
Concordia (N.Y.)	1987-88	1987-88	1	0
Coppin State	1981-82	1984-85	2	0
Creighton	1956-57	1956-57	0	1
Cumberland	1960-61	1963-64	2	0
C.W. Post	1974-75	2006-07	4	3
Daemen	1991-92	2012-13	10	1
Davis & Elkins	1983-84	1983-84	1	0
Dayton, University of	1968-69	1968-69	0	1
Delaware State	1972-73	1972-73	1	0
Denver, University of	1976-77	1976-77	1	0
DePaul	1962-63	1962-63	0	1
DePauw	1064-65	1964-65	1	0
Detroit College	1965-66	1966-67	2	0
Detroit, University of	2004-05	2004-05	0	1
District of Columbia	1982-83	1994-95	5	1
Dominican (N.Y.)	1977-78	2002-03	4	0
Dowling	1989-90	1989-90	1	0

OPPONENT	FIRST MEETING	LAST MEETING	W	L
Drury (Mo.)	2007-08	2007-08	1	0
Duquesne	1974-75	1978-79	1	4
East Stroudsburg	1989-90	2017-18	9	9
Eastern Michigan	1973-74	1973-74	0	1
Eastern Montana	1969-70	1986-87	3	0
Eastern New Mexico	1953-54	1953-54	1	0
Edinboro	1948-49	2018-19	70	39
Elon	1996-97	1996-97	1	0
Elmira	1985-86	1989-90	3	0
Fairleigh Dickinson	1966-67	1967-68	2	0
Fayetteville State	2018-19	2018-19	1	0
Ferris State	1995-96	2007-08	9	4
Findlay, University of	1946-47	2007-08	11	19
Fordham	1950-51	1950-51	0	1
Franklin	1984-85	1984-85	1	0
Fredonia State	1948-49	2001-02	27	3
Frostburg State	1975-76	1975-76	1	0
Geneseo State	1974-75	1974-75	1	0
Geneva	1948-49	1998-99	14	8
George Mason	1977-78	1977-78	0	1
Georgetown	1950-51	1975-76	2	0
Georgia State	1977-78	1977-78	1	0
Glenville State	2003-04	2014-15	3	1
Grand Valley State	1995-96	2007-08	8	8
Grove City	1950-51	1964-65	4	2
Hamilton	1975-76	1975-76	0	1
Hartwick	1974-75	1982-83	2	2
Henderson State	1968-69	1968-69	0	1
Hillbert	1996-97	1996-97	1	0
Hillsdale	1995-96	2007-08	17	10
Hiram	1997-98	1997-98	1	0
Holy Family	2002-03	2002-03	1	0
Howard	1977-78	1977-78	1	0
Illinois Wesleyan	1963-64	1968-69	5	1
Indiana (Pa.)	1957-58	2018-19	22	27
Indiana-Purdue	1976-77	1976-77	1	0
Iona	1951-52	1951-52	0	1
Ithaca	1947-48	1948-49	0	2
IUPU-Fort Wayne	1991-92	1991-92	0	1
Jackson State	1968-69	1968-69	1	0
John Carroll	1045-46	1969-70	7	11
Kent State	1944-45	1944-45	2	0
Kentucky State	1988-89	1994-95	3	0
Kentucky Wesleyan	1962-63	2003-04	3	8
King's	1969-70	1978-79	5	5
Kutztown	1987-88	2018-19	13	5
Lake Erie	1992-93	2016-17	6	2
Lake Superior State	1995-96	2007-08	11	3
Lakeland	1963-64	1963-64	1	0
LaRoche	1981-82	1997-98	4	0
Lawrence Tech	1956-57	1963-64	3	1
Lehigh	1969-70	1969-70	1	0
Le Moyne	1951-52	2015-16	31	18
Lincoln	1951-52	1951-52	0	1
Lock Haven	1972-73	2018-19	25	2
Loyola (Md.)	1967-68	1968-69	2	0
Maine, University of	1964-65	1964-65	1	0
Malone	1959-60	2011-12	6	0
Manhattan	1945-46	1945-46	0	1
Mansfield	1960-61	2018-19	12	6
Marian	1967-68	1967-68	1	0

Records vs. All Opponents

OPPONENT	FIRST MEETING	LAST MEETING	W	L
Marietta	1954-55	1955-56	1	1
Maryland-Eastern Shore *	1950-51	1979-80	2	3
Massachusetts	1969-70	1969-70	0	1
Mercyhurst	1974-75	2018-19	54	24
Mexico, University of	1949-50	1949-50	1	0
Michigan Lutheran	1964-65	1965-66	2	0
Michigan Tech	1995-96	2018-19	6	12
Millersville	1985-86	2018-19	11	6
Morgan State	1972-73	1983-84	1	3
Morehouse	1989-90	1989-90	0	1
Mount St. Mary's	1968-69	1971-72	3	0
Muskingum	1957-58	1964-65	3	1
National Aggies	1957-58	1957-58	1	0
Navy	1975-76	1975-76	1	0
New Hampshire College	1973-74	1986-87	2	0
New Hampshire, University of	1967-68	1974-75	2	0
New York Tech	1978-79	1986-87	4	3
Niagara	1944-45	1979-80	4	11
Niagara U.S. Naval	1952-53	1952-53	1	0
Norfolk State	1990-91	1990-91	0	1
North Alabama	1994-95	1994-95	1	0
North Carolina Central	1988-89	1988-89	0	1
Northern Kentucky	1972-73	2009-10	3	4
Northern Michigan	1984-85	2017-18	8	8
Northwood (Mich.)	1995-96	2007-08	11	5
Notre Dame (Ind.)	1962-63	1962-63	0	1
Notre Dame (Ohio)	2012-13	2018-19	2	1
Nyack	1998-99	2004-05	3	0
Oakland	1994-95	1996-97	1	4
Ohio Dominican	2016-17	2016-17	0	1
Ohio Northern	2000-01	2000-01	1	0
Ohio University	1944-45	1953-54	0	2
Ohio Valley	2005-06	2012-13	2	0
Old Dominion	1968-69	1968-69	1	0
Pace	1984-85	2001-02	17	1
Pan American	1963-64	1963-64	0	1
Parsons	1965-66	1967-68	3	0
Paterson	1947-48	1947-48	1	0
Penn State Beaver	2005-06	2005-06	1	0
Penn State Behrend	1979-80	1987-88	8	1
Penn State Greater Allegheny	2004-05	2007-08	4	0
Pfeiffer (N.C.)	2004-05	2004-05	0	1
Philadelphia Textile	1961-62	1992-93	17	17
Pikesville	1960-61	1961-62	1	1
Pitt-Bradford	1980-81	1994-95	8	0
Pitt-Johnstown	1980-81	2018-19	24	7
Point Park	2007-08	2007-08	1	0
Providence	1966-67	1966-67	0	1
Queens (N.Y.)	1985-86	1988-89	3	0
Quincy (Ill.)	1967-68	2006-07	2	1
Randolph-Macon	1987-88	1987-88	1	0
Rio Grande	1965-66	1965-66	1	0
Roberts Wesleyan	1998-99	2012-13	11	0
Rochester, University of	1952-53	1958-59	3	0
Saginaw Valley State	1981-82	2007-08	9	9
St. Augustine's	1994-95	1994-95	1	0
St. Bonaventure	1944-45	1976-77	5	22
St. Francis (N.Y.)	1968-69	1977-78	6	2
St. Francis (Pa.)	1946-47	1971-72	1	9
St. John Fisher	1975-76	1984-85	9	1
St. Joseph's (Ind.)	2004-05	2004-05	1	0

OPPONENT	FIRST MEETING	LAST MEETING	W	L
St. Michael's	1984-85	1986-87	4	2
St. Rose	1990-91	1990-91	1	0
St. Thomas Aquinas	1989-90	1989-90	1	0
St. Vincent (Pa.)	1944-45	1994-95	20	8
Sampson AFB	1954-55	1955-56	2	2
San Diego, University of	1970-71	1970-71	0	1
San Francisco State	1965-66	1973-74	8	0
Scranton	1974-75	1975-76	1	1
Seton Hill (Pa.)	2007-08	2018-19	8	8
Shaw	1971-72	1971-72	1	0
Shepherd	1988-89	2018-19	3	3
Shippensburg	1990-91	2018-19	10	2
Siena	1973-74	1974-75	1	1
Slippery Rock	1948-49	2018-19	32	16
South Dakota State	1984-85	1984-85	0	1
Southampton	1982-83	1988-89	1	0
Southern California College	1974-75	1974-75	1	0
Southern Illinois	1962-63	1962-63	1	0
Southern Indiana	2004-05	2004-05	0	1
Southwest Baptist	2006-07	2006-07	0	1
Southwest Missouri State	1965-66	1965-66	1	0
Steubenville	1947-48	1980-81	30	24
Stewart AFB	1959-60	1960-61	1	1
Taylor (Ind.)	1958-59	2009-10	2	1
Tennessee-Chattanooga	1973-74	1973-74	0	1
Tennessee State	1960-61	1973-74	4	10
Tennessee Tech	1976-77	1976-77	0	1
Texas Southern	1961-62	1966-67	1	1
Thiel	1948-49	2002-03	19	2
Thomas More	1958-59	1975-76	6	0
Tiffin	1946-47	2007-08	9	2
Toronto, University of	1968-69	1968-69	1	0
Troy State	1987-88	1987-88	0	1
Union	1975-76	1975-76	1	0
Urbana	2008-09	2010-11	3	3
Valdosta State (Ga.)	2005-06	2005-06	0	1
Vermont, University of	1970-71	1970-71	0	1
Virginia State	1989-90	2012-13	2	1
Virginia Union	1985-86	1991-92	2	0
Walsh	1964-65	1992-93	6	1
Washington & Jefferson	1952-53	1964-65	3	4
Waynesburg	1954-55	1961-62	6	0
Wayne State (Mich.)	1995-96	2010-11	17	14
West Chester	1986-87	2017-18	5	6
West Liberty State	1949-50	2002-03	4	0
West Virginia Wesleyan	1994-95	2017-18	2	2
Western New England	1969-70	1971-72	2	1
Western Ontario	1962-63	1962-63	1	0
Western Reserve	1951-52	1952-53	2	0
Westminster (Pa.)	1995-96	1999-00	8	11
Wheeling Jesuit	1972-73	2018-19	5	3
Wilberforce	1977-78	1977-78	1	0
Wisconsin-Green Bay	1979-80	1979-80	1	0
Wisconsin-Parkside	1992-93	1992-93	1	0
Wittenberg	1961-62	1961-62	0	1
Wooster	1999-00	1999-00	1	0
Wright State	1981-82	1982-83	0	2
Xavier	1950-51	1962-63	0	2
Youngstown State	1946-47	1982-83	26	38

^ Named Morris Harvey during 1968-69 contest

* Named Maryland State during three contests from 1950-53

All-Time Results - The 1940's

1944-45 (10-3)

12/1	at Alliance	W	57-40
12/6	at Allegheny	W	59-41
12/8	at St. Bonaventure	W	44-38
12/16	BALDWIN-WALLACE	L	52-39
12/20	at Canisius	L	58-31
12/22	KENT STATE	W	51-28
1/1	OHIO UNIVERSITY	L	52-48
1/10	at Niagara	W	64-39
1/12	ALLIANCE	W	61-39
1/29	ST. VINCENT	W	59-27
1/31	at Kent State	W	50-46
2/9	ST. BONAVENTURE	W	58-31
3/9	NIAGARA	W	50-48

1945-46 (5-9)

12/5	at Akron	L	84-31
12/12	ST. VINCENT	W	53-47
12/17	at Alliance	W	71-45
1/9	JOHN CARROLL	W	64-47
1/12	BOWLING GREEN	L	63-42
1/16	at St. Bonaventure	W	62-59
1/23	ALLIANCE	W	43-31
1/26	vs. Manhattan *	L	43-32
2/1	at Niagara	L	68-49
2/3	at Canisius	L	63-31
2/4	at Westminster (Pa.)	L	64-46
2/8	at St. Vincent	L	67-52
2/13	AKRON	L	77-54
2/16	vs. Albright *	L	70-46

* Played at Buffalo, N.Y.

1946-47 (2-16)

12/14	YOUNGSTOWN ST.	L	59-49
12/18	at Niagara	L	69-29
12/20	WESTMINSTER (Pa.)	L	50-44
1/4	at Tiffin	L	58-49
1/7	at Alliance (ot)	L	69-63
1/10	ST. VINCENT	W	47-42
1/11	at Westminster (Pa.)	L	92-57
1/15	at St. Bonaventure	L	59-34
1/17	at Findlay	L	72-55
1/19	at Bowling Green	L	66-44

1/23	ST. FRANCIS (Pa.)	L	60-51
1/31	TIFFIN	L	66-48
2/4	JOHN CARROLL	L	44-38
2/6	at Canisius	L	56-29
2/15	at St. Vincent	L	65-48
2/17	ALLIANCE	W	51-43
2/23	at St. Francis (Pa.)	L	65-41
2/27	ST. BONAVENTURE	L	60-42

1947-48 (8-14)

12/1	at Niagara	L	74-42
12/5	PATERSON	W	47-35
12/9	at St. Bonaventure	L	42-29
12/12	ST. FRANCIS (Pa.)	L	63-51
12/15	at Youngstown State	L	62-45
1/7	ALLIANCE	L	43-42
1/9	ST. VINCENT	W	42-35
1/16	BALTIMORE UNIV.	W	47-35
1/23	TIFFIN	W	56-53
1/24	at Fenn	L	71-52
1/25	ST. FRANCIS (Pa.)	L	50-42
1/31	BUFFALO STATE	W	43-38
2/5	at Canisius	L	58-45
2/7	at Tiffin	W	63-62
2/10	at John Carroll	L	73-51
2/14	at St. Vincent	L	65-49
2/15	at St. Francis (Pa.)	L	70-46
2/17	at Alliance	L	51-36
2/21	YOUNGSTOWN ST.	W	58-57
2/23	ST. BONAVENTURE	L	49-30
2/28	JOHN CARROLL	L	47-36
3/6	at Ithaca	L	64-50

1948-49 (10-16)

12/1	at Canisius	L	82-33
12/5	ST. FRANCIS (Pa.)	W	50-37
12/8	at Alliance	L	41-32
12/9	ST. VINCENT	W	70-55
12/12	ST. FRANCIS (Pa.)	L	54-52
12/15	THIEL	W	45-36
1/4	at Niagara	L	63-42
1/7	YOUNGSTOWN ST.	L	60-50
1/8	at Edinboro	L	57-48

MILESTONE VICTORIES

Win	Score	Opponent	Date
1	57-50	at Alliance	December 1, 1944
100	86-73	at Grove City	January 19, 1954
200	79-59	vs. Belmont Abbey	January 7, 1963
300	76-73	at Akron	March 2, 1968
400	81-78	vs. Tennessee St.	February 13, 1974
500	93-59	vs. Fredonia State	December 6, 1979
600	72-70	at Pace	January 7, 1985
700	78-61	vs. Mercyhurst	January 18, 1989
800	97-47	vs. Columbia Union	December 19, 1993
900	92-72	vs. Roberts Wesleyan	November 27, 1999
1000	87-65	vs. Wayne State (Mich.)	February 7, 2004
1100	84-73	vs. Kutztown	March 17, 2009
1200	78-71	at Clarion	February 11, 2015

1/18	SLIPPERY ROCK	L	57-48
1/21	at Clarion	W	47-42
1/22	at St. Vincent	L	48-45
1/23	at St. Francis (Pa.)	L	70-43
1/26	at Thiel	L	68-65
1/29	FENN	W	58-55
2/1	CLARION	W	72-62
2/4	at Buffalo State	L	80-63
2/9	at St. Bonaventure	L	70-31
2/13	JOHN CARROLL	L	77-43
2/14	at Youngstown State	L	72-60
2/17	FREDONIA STATE	W	68-33
2/20	ALLIANCE	W	48-33
2/25	EDINBORO	W	52-51
2/27	ST. BONAVENTURE	W	47-45
3/6	at Geneva	L	70-51
3/13	vs. Ithaca *	L	58-53

* Played at Buffalo, N.Y.

1949-50 (14-12)

11/30	CANISIUS	L	63-44
12/2	TIFFIN	W	69-60
12/6	ALLEGHENY	L	47-46

12/9	ST. FRANCIS (Pa.)	W	74-60
12/11	ALLIANCE	W	56-32
12/13	at Thiel	W	62-56
12/16	at Edinboro	L	62-57
12/18	ST. FRANCIS (Pa.)	L	73-57
1/4	at Niagara	L	100-49
1/6	CALIFORNIA (Pa.)	W	54-47
1/7	GENEVA	L	76-60
1/14	at Clarion	L	55-50
1/20	EDINBORO	W	68-52
1/21	at Fenn	L	70-62
1/27	THIEL	W	73-51
1/28	at Fredonia State	W	72-38
1/31	vs. West Liberty *	W	84-75
2/3	FREDONIA STATE	W	74-41
2/5	UNIV. OF MEXICO	W	65-58
2/6	ST. VINCENT	W	65-54
2/8	at St. Bonaventure	L	76-49
2/12	ST. BONAVENTURE	L	44-34
2/14	at Alliance	L	58-56
2/17	CLARION	W	83-64
2/18	YOUNGSTOWN ST.	W	74-59
2/26	at St. Francis (Pa.)	L	76-63

* Played at Pittsburgh, Pa.



The 1961-62 was inducted in the Gannon Athletics Hall of Fame in January 2012. The squad was the first Gannon team in school history to play in the NCAA Tournament.

1950-51 (12-13)

11/29	at Canisius	L	86-52
12/1	at Tiffin	W	50-47
12/2	at Akron	W	59-52
12/8	TIFFIN	W	77-67
12/10	ALLIANCE	W	71-31
12/16	ARKANSAS STATE	W	66-57
12/17	MARYLAND STATE	L	65-61
12/19	FREDONIA STATE	W	65-43
12/27	FORDHAM	L	73-61
1/3	at Niagara	L	79-57
1/8	at Youngstown State	L	83-43
1/14	at St. Bonaventure	L	69-55
1/15	ALLIANCE	W	66-56
1/18	ASHLAND	W	58-49
1/22	EDINBORO	W	73-65
1/24	GROVE CITY	L	76-73
1/25	GEORGETOWN	W	66-62
1/28	JOHN CARROLL	W	60-46
1/29	at Geneva	L	75-50
2/6	at California (Pa.)	L	68-65
2/9	at Fredonia State	L	62-57
2/10	ST. BONAVENTURE	L	67-44
2/11	at Edinboro	L	66-43
2/18	THIEL	W	86-71
2/23	XAVIER	L	79-67

1951-52 (12-13)

11/24	at Canisius	L	71-55
12/5	AKRON	W	79-66
12/9	ST. BONAVENTURE	L	68-47
12/14	CALIFORNIA (Pa.)	W	67-61
12/16	ALLIANCE	W	67-58
12/18	at Edinboro	L	48-46
1/2	COLBY	L	72-69
1/6	LINCOLN	L	58-57
1/11	at Univ. at Buffalo	L	72-50
1/18	EDINBORO	W	85-67
1/20	at Alliance	W	70-68
1/27	MARYLAND STATE	L	74-65
1/31	FREDONIA STATE	W	59-41
2/3	JOHN CARROLL	L	58-51
2/7	YOUNGSTOWN ST.	L	51-48
2/9	at Grove City	L	89-74
2/12	GENEVA	L	65-54
2/14	ALLEGHENY	W	68-62
2/17	CANISIUS	L	77-59
2/19	at Thiel	W	80-79
2/22	at Clarion	L	88-53
2/24	LE MOYNE	W	60-58
3/3	WESTERN RESERVE	W	76-54

3/4 at Fredonia State W 69-61
NATIONAL CATHOLIC INVITATIONAL
TOURN.

3/15 vs. Iona * L 68-52
* Played at Troy, N.Y.

Note: Gannon was awarded a forfeit victory against Akron.

1952-53 (17-10)

11/29	at Canisius	L	88-66
12/3	YOUNGSTOWN ST.	W	78-72
12/7	ALLIANCE	W	61-44
12/12	GROVE CITY	W	95-87
12/13	at Rochester	W	77-73
12/15	at Youngstown State	L	66-54
12/18	ALLEGHENY	L	67-59
12/22	AKRON	L	84-73
1/2	COLBY	W	69-62
1/11	ALLIANCE	W	78-60
1/14	at Edinboro	W	71-67
1/18	at St. Bonaventure	L	77-43
1/22	EDINBORO	W	81-68
1/25	MARYLAND STATE	L	75-58
1/30	THIEL	W	94-73
2/3	FREDONIA STATE	W	67-46
2/7	UNIV. AT BUFFALO	W	77-63
2/12	CLARION	L	83-76
2/15	ST. BONAVENTURE	L	75-59
2/17	at John Carroll	L	97-83
2/19	NIAGARA U.S. NAVAL	W	73-59
2/21	at Buffalo State	W	78-76
2/23	at Akron	W	95-92
2/25	at Wash. & Jefferson	W	71-59
2/27	at California (Pa.)	L	58-57
3/2	at Western Reserve	W	84-64
3/4	at Fredonia State	W	80-75

1953-54 (16-7)

12/4	THIEL	W	74-38
12/8	ALLEGHENY	W	70-56
12/10	at Thiel	W	65-54
12/13	EASTERN N.M.	W	74-49
12/16	ROCHESTER	W	67-53
12/21	OHIO UNIVERSITY	L	69-65
1/3	ST. VINCENT	W	92-76
1/8	at Youngstown State	W	80-78
1/12	EDINBORO	W	61-47
1/17	ALLIANCE	W	93-51
1/19	at Grove City	W	86-73
1/24	ST. BONAVENTURE	L	77-67

1/25	at St. Bonaventure	L	68-66
1/29	CALIFORNIA (Pa.)	W	81-54
2/2	FREDONIA STATE	W	89-49
2/4	at Univ. at Buffalo	L	92-80
2/6	WASH. & JEFFERSON	L	73-68
2/8	STUEBENVILLE	W	83-79
2/14	ALLIANCE	L	85-72
2/16	BUFFALO STATE	W	77-72
2/19	at Edinboro (ot)	W	71-70
2/21	at St. Vincent	W	80-56
NAIA DISTRICT 30 PLAYOFFS			
3/2	vs. Geneva *	L	102-75
* Played at New Wilmington, Pa.			

1954-55 (12-8)

12/2	EDINBORO	W	77-62
12/10	THIEL	W	82-65
12/14	WESTMINSTER (Pa.)	L	86-72
12/16	at Buffalo State	W	63-59
1/4	SAMPSON AFB	W	79-69
1/7	at Marietta	L	109-83
1/8	at Steubenville	L	96-64
1/11	YOUNGSTOWN ST.	L	71-68
1/13	at Allegheny	W	79-69
1/16	ST. VINCENT	W	74-54
1/22	at Wash. & Jefferson	L	77-69
2/1	STUEBENVILLE	L	75-60
2/6	at St. Vincent	W	68-49
2/8	at Edinboro	W	70-59
2/15	at Sampson AFB	L	97-80
2/19	WAYNESBURG	W	68-55
2/22	at Thiel	W	87-71
2/23	ALLIANCE	W	82-73
2/25	at California (Pa.)	W	86-71
2/27	JOHN CARROLL	L	79-73

1955-56 (11-12)

12/1	CANISIUS	L	91-55
12/4	ST. VINCENT	L	88-68
12/7	WASH. & JEFFERSON	W	68-61
12/17	MARIETTA	W	68-66
1/7	at Alliance	L	85-81
1/11	at Waynesburg	W	78-75
1/15	SAMPSON AFB	L	66-63
1/17	at Thiel	W	62-52
1/19	EDINBORO	W	82-65
1/23	at Youngstown State	L	95-75
1/28	BUFFALO STATE	W	111-89
1/31	STUEBENVILLE	L	91-69
2/2	at Sampson AFB	W	100-88
2/4	at John Carroll	L	96-85
2/10	CALIFORNIA (Pa.)	W	79-69
2/12	ALLIANCE	W	87-53
2/14	at St. Bonaventure	L	81-65
2/18	at Steubenville	L	92-59
2/20	THIEL	W	82-71
2/21	at Le Moyne (ot)	L	90-82
2/26	at St. Vincent	L	75-52
2/28	at Westminster (Pa.)	L	90-63
3/2	at Edinboro	W	71-55

1956-57 (9-14)

12/1	ALLEGHENY	W	88-46
12/5	at Wash. & Jefferson	L	58-48
12/7	GENEVA	L	82-65
12/11	CARNEGIE TECH	L	72-63
12/14	BALDWIN-WALLACE	L	98-79
12/18	CANISIUS	L	90-67
1/2	CREIGHTON	L	69-61
1/6	ST. VINCENT	L	66-63
1/12	YOUNGSTOWN ST.	L	78-50
1/15	THIEL	L	74-73
1/19	LAWRENCE TECH	W	81-65

1/28	EDINBORO	W	80-66
1/31	at Alliance	W	66-59
2/2	JOHN CARROLL	L	102-74
2/5	at St. Bonaventure	L	93-67
2/7	ALLIANCE	W	99-71
2/10	ST. BONAVENTURE (ot)	W	81-75
2/19	at Thiel	W	79-66
2/23	at Steubenville	L	70-53
2/24	at St. Vincent	L	80-56
2/27	WESTMINSTER (Pa.)	W	69-63
3/1	LE MOYNE	L	80-75
3/3	at Edinboro	W	90-89

1957-58 (9-8)


12/4	WASH. & JEFFERSON	L	51-39
12/6	NATIONAL AGGIES	W	70-60
12/12	THIEL	W	102-74
12/14	ALLIANCE	W	89-74
12/17	CANISIUS	L	73-66
1/4	MUSKINGUM	L	94-82
1/6	at Westminster (Pa.)	L	64-49
1/11	STUEBENVILLE	L	74-61
1/13	at Edinboro	W	60-52
1/25	LE MOYNE	W	71-63
1/27	at Youngstown State	W	86-77
2/2	ST. BONAVENTURE	L	72-60
2/6	at Alliance	W	73-54
2/20	at Allegheny	W	65-58
2/25	EDINBORO (ot)	W	75-65
2/28	CARNEGIE TECH	L	77-68
NAIA DISTRICT 30 PLAYOFFS			
3/6	at Indiana (Pa.)	L	97-90

1958-59 (10-9)

12/5	at Alliance	W	69-53
12/8	VILLA MADONNA	W	81-74
12/13	at Edinboro	W	86-62
12/16	CANISIUS	L	77-54
12/18	at St. Bonaventure	L	84-44
1/3	TAYLOR (ot)	L	94-90
1/5	at Steubenville	L	90-65
1/6	at Carnegie Tech	W	66-65
1/9	at Thiel	W	85-43
1/12	ALLIANCE	W	71-64
1/16	LAWRENCE TECH	L	60-57
1/29	WESTMINSTER (Pa.)	L	68-59
2/2	YOUNGSTOWN ST.	L	88-64
2/6	at Rochester	W	70-68
2/7	at Le Moyne	L	58-52
2/10	THIEL	W	58-40
2/14	WAYNESBURG	W	80-61
2/21	STUEBENVILLE	L	51-50
2/27	EDINBORO	W	79-77

1959-60 (8-9)

12/1	at John Carroll (ot)	L	94-85
12/10	at Alliance	W	90-70
12/14	LAWRENCE TECH	W	77-60
12/19	BALDWIN-WALLACE	W	73-62
1/6	at Youngstown State	L	96-59
1/9	STEWART AFB	L	70-69
1/13	CANISIUS	L	80-66
1/16	at Steubenville	L	96-69
1/18	ST. BONAVENTURE	L	91-74
1/30	at Westminster (Pa.)	L	67-61
2/3	ALLIANCE	W	61-50
2/7	STUEBENVILLE	L	82-74
2/10	MALONE	W	79-58
2/13	at Thiel	W	75-61
2/20	WAYNESBURG	W	55-51
2/24	YOUNGSTOWN ST.	L	68-65
2/27	EDINBORO	W	105-77



The 1964-65 team recorded Gannon's first 20-win season, advancing to the NAIA District 18 Playoffs.

All-Time Results - The 1960's

1960-61 (12-9)

12/1	at Carnegie Tech	W	83-77
12/6	MANSFIELD	L	95-69
12/8	PIKESVILLE	L	90-84
12/10	at Steubenville	L	72-62
12/16	FINDLAY	W	86-74
12/17	WAYNESBURG	W	63-60
1/4	CUMBERLAND	W	94-78
1/8	ALLIANCE	L	68-50
1/10	at St. Bonaventure	L	103-71
1/14	at Malone	W	58-46
1/24	at Edinboro	W	62-57
1/25	vs. Tennessee St. *	L	115-68
1/26	at Youngstown St.	L	90-72
2/2	STEWART AFB	W	96-72
2/4	at Alliance (3ot)	W	101-100
2/7	at John Carroll	W	73-69
2/13	YOUNGSTOWN ST.(ot)	L	84-76
2/17	EDINBORO	W	83-62
2/22	MALONE	W	97-87
2/25	STEBENVILLE	L	75-73
3/2	LE MOYNE	W	103-58

* Played at Cleveland, Ohio

1961-62 (16-9)

12/2	at Baldwin-Wallace	W	87-68
12/4	at Mansfield	L	62-55
12/7	PIKESVILLE	W	73-44
12/9	at St. Vincent	W	61-37
12/11	at Steubenville	W	73-63
12/16	MALONE	W	99-56
12/18	at Indiana (Pa.)	W	87-70
12/21	TEXAS SOUTHERN	W	88-72
12/29	MUSKINGUM	W	65-41
1/4	BELMONT ABBEY	W	79-58
1/6	YOUNGSTOWN ST.	L	62-61
1/9	at Edinboro	W	58-56
1/11	THIEL	W	103-48
1/13	at Alliance	L	63-61
1/20	STEBENVILLE(ot)	W	60-58
1/27	at Buffalo State	L	76-71
2/3	at Le Moyne	W	59-52
2/5	ALLIANCE	L	65-64
2/8	TENNESSEE STATE	W	94-84
2/10	at Waynesburg	W	67-50
2/14	at Youngstown State	L	57-47
2/17	JOHN CARROLL	L	73-67
2/24	PHILA. TEXTILE	W	99-84
NCAA COLLEGE DIVISION TOURNAMENT			
3/9	vs. Wittenberg *	L	69-43
3/10	vs. Youngstown State *	L	58-52

* Played at Akron, Ohio

1962-63 (13-12)

11/30	SOUTHERN ILLINOIS	W	54-49
12/8	VILLA MADONNA	W	80-72
12/11	at Steubenville	W	76-75
12/12	at Xavier	L	91-61
12/18	MANSFIELD	W	96-72
12/21	WESTERN ONTARIO	W	76-43
1/5	EDINBORO	W	60-52
1/7	BELMONT ABBEY	W	79-59
1/12	at Alliance	L	65-64
1/15	at Malone	W	95-55
1/19	at Geneva	L	75-67
1/21	at Youngstown State	L	53-48
1/30	at Tennessee State	L	75-56
1/31	at Kentucky Wesleyan	L	87-52
2/2	BUFFALO STATE	W	68-56
2/4	ALLIANCE	L	66-58

2/7	INDIANA (Pa.)	W	75-54
2/9	at St. Vincent	W	65-54
2/11	TENNESSEE STATE	L	85-72
2/13	at Notre Dame (Ind.)	L	82-47
2/15	PHILA. TEXTILE	W	68-58
2/19	at DePaul	L	83-48
2/23	STEBENVILLE	L	78-66
2/26	YOUNGSTOWN ST.	W	72-70
3/2	at Findlay	L	87-65

1963-64 (17-7)

11/30	LAWRENCE TECH	W	111-63
12/2	VILLA MADONNA	W	75-50
12/5	at Grove City (ot)	W	84-78
12/7	at Indiana (Pa.)	L	92-74
12/11	at Youngstown State	L	74-44
12/14	at Steubenville	W	62-61
12/20	ILLINOIS WESLEYAN	W	75-59
1/7	at Buffalo State	W	64-43
1/11	ALLIANCE	W	72-52
1/13	LAKELAND	W	96-63
1/15	at Muskingum	W	76-68
1/18	GENEVA	W	95-62
1/28	PAN AMERICAN	L	80-74
2/1	at Tennessee State	L	91-86
2/6	YOUNGSTOWN ST.	W	78-63
2/8	at University at Buffalo	L	51-46
2/11	TENNESSEE STATE	L	86-72
2/15	at Alliance	W	88-56
2/18	at Fredonia State	W	79-46
2/20	CUMBERLAND	W	92-70
2/22	STEBENVILLE	W	73-57
2/25	at Edinboro (ot)	L	72-71
2/29	FINDLAY	W	91-76
3/5	at Mansfield (ot)	L	68-67

1964-65 (20-4)

12/2	INDIANA (Pa.)	W	74-56
12/5	at Wash. & Jefferson	W	63-57
12/7	VILLA MADONNA	W	81-65
12/9	FREDONIA STATE	W	89-44
12/15	at Steubenville	L	65-62
12/18	ILLINOIS WESLEYAN	W	93-65
12/21	DEPAUW	W	117-92
12/29	ACADIA	W	75-42
1/1	UNIV. OF MAINE	W	90-48
1/2	MUSKINGUM	W	106-67
1/5	WALSH	W	97-59
1/9	at Niagara	W	65-56
1/12	BLOOMSBURG	W	76-54
1/16	YOUNGSTOWN ST.	W	48-47
1/18	at Alliance	W	71-65
1/29	at Walsh	W	76-47
2/5	MICHIGAN LUTHERAN	W	109-64
2/10	GROVE CITY	W	85-55
2/13	at Youngstown State	L	73-61
2/15	ALLIANCE	W	75-59
2/18	BUFFALO STATE	W	94-67
2/22	EDINBORO	W	58-50
2/27	STEBENVILLE	L	74-66
NAIA DISTRICT 18 PLAYOFFS			
3/3	vs. Alliance * (ot)	L	79-72

* Played at Meadville, Pa.

1965-66 (20-3)

12/1	DETROIT COLLEGE	W	103-55
12/7	at Fredonia State	W	96-78
12/10	VILLA MADONNA	W	99-55
12/16	NIAGARA	L	77-71
12/18	at Indiana (Pa.)	W	63-48
12/20	SAN FRANCISCO ST.	W	87-62
12/22	ILLINOIS WESLEYAN	W	70-69
12/30	at St. Francis (Pa.)	W	76-69

1/4	BELMONT ABBEY	W	81-59
1/8	RIO GRANDE	W	91-81
1/11	ALLIANCE	W	65-46
1/14	SOUTHWEST Mo. ST.	W	78-63
1/17	STEBENVILLE	L	65-52
1/29	CENTRAL STATE	W	73-59
2/5	MICHIGAN LUTHERAN	W	97-45
2/7	WALSH	W	91-48
2/10	at Geneva	W	73-48
2/15	at Steubenville	L	61-56
2/18	BELLARMINE	W	83-65
2/21	at Youngstown State	W	72-70
2/23	at Alliance (ot)	W	73-69
2/26	PARSONS	W	68-63
2/28	YOUNGSTOWN ST.(6ot)	W	71-69

1966-67 (18-9)

12/1	DETROIT COLLEGE	W	87-68
12/3	at Univ. at Buffalo	W	68-51
12/10	TEXAS SOUTHERN	L	65-64
12/12	ALLIANCE	L	76-61
12/14	SAN FRANCISCO ST.	W	62-52
12/20	TENNESSEE STATE	L	72-61
12/22	ILLINOIS WESLEYAN(ot)	L	62-57
1/3	BELMONT ABBEY	W	76-60
1/7	YOUNGSTOWN ST.	W	76-75
1/11	at Steubenville	W	67-61
1/14	GENEVA	W	81-60
1/25	BUFFALO STATE(ot)	W	78-74
1/28	at Bellarmine	L	85-72
1/30	at Tennessee State	L	78-52
2/2	at Providence	L	92-66
2/4	at Youngstown State(ot)	W	41-39
2/6	CHEYNEY	W	58-53
2/9	JOHN CARROLL	W	80-54
2/12	ST. VINCENT	W	64-63
2/15	at Alliance	W	79-67
2/18	FAIRLEIGH DICKINSON	W	69-52
2/21	CENTRAL STATE	W	68-65
2/24	PARSONS	W	84-75
2/28	STEBENVILLE	W	53-52
NAIA DISTRICT 18 PLAYOFFS			
3/4	at Westminster (Pa.)	L	64-54
3/8	WESTMINSTER (Pa.)	W	67-66
3/9	vs. Westminster (Pa.) *	L	51-49

* Played at Meadville, Pa.

1967-68 (19-8)

12/1	QUINCY	W	72-61
12/2	at Univ. at Buffalo	L	88-73
12/6	at St. Bonaventure	L	105-85
12/9	at Alliance	L	80-72
12/16	SAN FRANCISCO ST.	W	87-64
12/18	ILLINOIS WESLEYAN	W	95-69
12/20	BELMONT ABBEY	W	91-78
12/23	LOYOLA (Md.)	W	89-79
Gem City Bowl			
12/29	UNIVERSITY OF NEW HAMPSHIRE	W	64-42
12/30	ADELPHI	W	80-48
1/3	MARIAN	W	77-73
1/6	BELLARMINE	W	77-64
1/11	AKRON	L	58-54
1/20	at Buffalo State	W	82-67
1/27	at Fairleigh Dickinson	W	77-74
1/29	CHEYNEY	L	62-59
2/3	YOUNGSTOWN ST.	W	78-74
2/7	at Steubenville	W	83-72
2/10	BALTIMORE UNIV.	W	100-66
2/12	at Geneva	W	81-73
2/14	ALLIANCE (ot)	W	89-82
2/17	at Parsons	W	83-58

2/20	at Youngstown State	L	85-83
2/24	JOHN CARROLL	W	99-92
2/27	STEBENVILLE	L	94-82
3/2	at Akron (ot)	W	76-73
NAIA DISTRICT 18 PLAYOFFS			
3/4	vs. Edinboro *	L	55-52

* Played at Meadville, Pa.

1968-69 (24-6)

11/30	at Niagara	L	100-94
12/1	UNIV. OF TORONTO	W	118-42
12/4	at University of Dayton	L	91-71
12/7	GENEVA	W	100-87
12/11	OLD DOMINION	W	92-88
12/14	at Cleveland State	W	82-62
12/18	at Akron	W	65-57
12/21	MORRIS HARVEY	W	84-76
Gem City Bowl			
12/28	ST. FRANCIS (N.Y.)	W	106-63
12/29	MOUNT ST. MARY'S	W	81-69
1/2	ILLINOIS WESLEYAN	W	103-80
1/4	SAN FRANCISCO ST.	W	83-70
1/11	at Kentucky Wesleyan	L	106-81
1/13	at Tennessee State	L	81-76
1/17	ALLIANCE	W	89-56
1/25	BUFFALO STATE	W	97-84
1/28	at Steubenville	W	104-74
1/30	at Loyola (Md.)	W	93-77
2/3	at Alliance	W	69-61
2/8	JOHN CARROLL	W	118-80
2/12	at Youngstown State (ot)	L	79-67
2/15	KENTUCKY WESLEYAN	W	61-60
2/18	AKRON	W	60-50
2/21	CENTRAL CONN. ST.	W	60-59
2/25	STEBENVILLE	W	89-70
3/1	YOUNGSTOWN ST.	W	74-70
NAIA DISTRICT 18 PLAYOFFS			
3/3	vs. Edinboro *	W	69-57
3/5	vs. Westminster (Pa.) #	W	68-61
NAIA TOURNAMENT			
3/11	vs. Jackson State \$	W	81-58
3/12	vs. Henderson St. \$(ot)	L	80-78

* Played at New Wilmington, Pa.

Played at Beaver Falls, Pa.

\$ Played at Kansas City, Mo.

1969-70 (18-7)

12/2	FREDONIA STATE	W	67-47
12/6	at Steubenville	W	87-70
12/10	AKRON	W	91-64
12/13	at Geneva	W	97-77
12/17	CLEVELAND STATE	W	101-75
12/20	at Niagara	L	84-67
Gem City Bowl			
12/27	LEHIGH	W	90-69
12/29	MASSACHUSETTS	L	72-63
12/31	EASTERN MONTANA	W	96-92
1/3	WESTERN NEW ENGLAND	W	80-78
1/7	BELLARMINE	W	80-74
1/10	TENNESSEE STATE	W	55-52
1/14	at Akron (ot)	W	80-79
1/17	STEBENVILLE	W	71-66
1/24	at Buffalo State	L	78-60
1/28	at Alliance	W	73-69
1/31	SAN FRANCISCO ST.	W	86-64
2/4	at Youngstown State	L	94-64
2/7	at Kentucky Wesleyan	L	76-67
2/9	at Bellarmine	L	79-61
2/13	KING'S	W	84-72
2/18	ALLIANCE	W	89-80
2/21	at Central Conn. St.(3ot)	L	50-49
2/26	at John Carroll	W	75-70
2/28	YOUNGSTOWN ST.	W	53-50

1970-71 (11-14)

12/1	at Fredonia State	W	54-49
12/5	at Niagara	W	84-82
12/8	GENEVA	W	93-76
12/15	CLARION	W	87-78
12/21	SAN FRANCISCO ST.	W	78-77
	Gem City Bowl		
12/29	UNIV. OF VERMONT	L	69-55
12/30	AMERICAN UNIV.	L	78-73
1/4	MOUNT ST. MARY'S	W	96-65
1/9	at King's	L	79-78
1/11	UNIV. OF SAN DIEGO	L	86-84
1/14	at Youngstown State	L	88-77
1/17	at Steubenville	L	84-74
1/20	at Alliance (2ot)	W	111-109
1/23	at Central Conn. State	L	101-71
1/27	at St. Vincent	W	89-78
1/30	at Bellarmine	L	96-88
2/1	at Tennessee State	L	105-63
2/4	WESTERN NEW ENGLAND	L	82-78
2/6	BUFFALO STATE	L	79-71
2/10	at Ashland	L	75-53
2/13	ST. STEUBENVILLE	W	94-81
2/16	YOUNGSTOWN ST.	W	75-73
2/19	KENTUCKY WESLEYAN	L	85-70
2/25	ALLIANCE	W	84-83
2/27	at Akron	L	74-69

1971-72 (19-7)

12/1	FREDONIA STATE	W	81-56
12/4	at Niagara	L	84-69
12/8	SHAW	W	82-80
12/11	at Steubenville	W	75-73
12/14	CLARION	W	79-68
12/19	SAN FRANCISCO ST.	W	88-84
	Gem City Bowl		
12/29	ST. FRANCIS (N.Y.)	W	95-72
12/30	ST. FRANCIS (Pa.)	L	89-84
1/8	ALLIANCE	W	110-81
1/12	at Youngstown State	L	70-54
1/15	TENNESSEE STATE	W	85-80
1/19	at King's	L	81-63
1/22	BELLARMINE	W	101-87
1/26	at Alliance	W	95-79
1/29	at Buffalo State	W	95-82
2/2	WESTERN NEW ENGLAND	W	99-63
2/5	ST. STEUBENVILLE	L	71-70
2/9	AKRON	W	99-85
2/12	ST. VINCENT	W	91-82
2/16	at Le Moyne	W	87-82
2/19	CENTRAL CONN. ST.	W	64-60
2/23	YOUNGSTOWN ST.	W	79-72
2/26	ASHLAND	W	89-84
2/28	at Mount St. Mary's	W	71-62
3/4	at Geneva	W	107-67
	NCAA MIDEAST SMALL COLLEGE TOURN.		
3/7	vs. Youngstown State *		
L	81-71		
	*Played at Akron, Ohio		

1972-73 (17-9)

12/2	LOCK HAVEN	W	84-75
12/6	WEST LIBERTY	W	72-65
12/8	at Steubenville	L	45-32
12/13	at Fredonia State	L	72-67
12/16	MORGAN STATE	W	78-72
	Gem City Bowl		
12/29	BUCKNELL	W	87-81
12/30	UNIV. AT BUFFALO (ot)	L	92-87
1/3	EASTERN MONTANA	W	113-94
1/6	at Tennessee State	L	89-67
1/10	at Youngstown State	W	63-54
1/13	CLARION	W	72-69
1/17	at Alliance	W	83-53
1/20	LE MOYNE	L	77-73

1/23	at N. Kentucky	L	107-92
1/24	at Bellarmine	L	84-79
1/27	BUFFALO STATE	W	86-80
2/1	ST. FRANCIS (N.Y.)	W	66-56
2/3	ST. STEUBENVILLE	L	53-51
2/7	at Akron	L	98-66
2/10	WHEELING	W	66-64
2/14	ALLIANCE	W	70-55
2/17	KING'S	W	59-54
2/21	YOUNGSTOWN ST.	W	64-53
2/24	DELAWARE STATE	W	101-62
2/28	at Ashland	W	70-68
3/3	GENEVA	W	99-68

1973-74 (15-11)

11/30	FREDONIA STATE	W	39-38
12/1	at Canisius	L	89-74
12/7	NEW HAMPSHIRE	W	76-62
12/12	SAN FRANCISCO ST.	W	92-74
12/15	ST. STEUBENVILLE	W	54-52
	Gem City Bowl		
12/28	TENN.-CHATTANOOGAL	W	75-73
12/29	EASTERN MICHIGAN	L	66-61
1/5	at King's	L	88-54
1/9	at Le Moyne	W	83-79
1/11	BALTIMORE UNIV.	W	72-57
1/14	at Clarion	L	94-80
1/16	at Buffalo State	W	87-68
1/19	CHEYNEY	W	77-71
1/23	at Alliance	W	84-76
1/26	BELMONT ABBEY (ot)	L	64-62
1/29	at Siena	L	99-84
1/30	at St. Francis (N.Y.)	L	71-68
2/2	N. KENTUCKY	W	89-70
2/6	at Steubenville	L	59-36
2/9	AKRON	L	74-68
2/13	TENNESSEE STATE	W	81-78
2/16	CENTRAL STATE	L	68-67
2/20	YOUNGSTOWN ST.	W	90-77
2/23	ASHLAND	W	103-74
2/27	ALLIANCE	W	96-78
3/2	at Youngstown State	W	74-70

1974-75 (24-4)

11/30	WALSH	W	73-61
12/3	at Fredonia State	W	44-40
12/6	SOUTHERN CALIFORNIA COLLEGE	W	87-70
12/11	GENESE STATE	W	74-69
12/14	ST. STEUBENVILLE	W	67-62
	Porreco Cup		
12/28	UNIVERSITY OF NEW HAMPSHIRE	W	74-55
12/29	MERCYHURST	W	70-67
1/4	at Philadelphia Textile	L	71-64
1/8	WEST LIBERTY ST.	W	90-77
1/11	ALLIANCE	W	82-55
1/15	at Akron	W	75-67
1/18	KING'S (ot)	W	62-53
1/21	at Ashland	W	66-62
1/25	at Youngstown State	L	60-58
1/27	at Duquesne	W	79-75
1/30	ST. FRANCIS (N.Y.)	W	91-86
2/1	SCRANTON	W	57-56
2/5	at Steubenville	W	78-59
2/9	WHEELING	W	84-64
2/12	BUFFALO STATE	W	79-62
2/15	SIENA	W	82-74
2/17	CLARION	W	73-62
2/19	YOUNGSTOWN ST.	W	75-64
2/22	LE MOYNE	W	66-61
2/26	at Alliance	W	98-81
3/1	at Canisius	L	74-69
	NCAA EAST REGIONAL		
3/7	HARTWICK	W	65-64
3/8	C.W. POST	W	67-60
	NCAA QUARTERFINALS		
3/12	vs. Assumption *	L	81-69
	* Played at Evansville, Ind.		

1975-76 (16-11)

11/29	WALSH	W	93-62
12/2	FREDONIA STATE	W	47-41
12/8	at Alliance	W	94-71
12/11	LOCK HAVEN	W	79-59
12/13	PHILA. TEXTILE	W	70-62
12/16	THOMAS MORE	W	70-69
12/19	at Duquesne	L	89-73
	Porreco Cup		
12/28	NAVY	W	55-52
12/29	GEORGETOWN	W	57-56
1/3	at St. Francis (N.Y.)	W	70-68
1/7	at Steubenville	W	82-64
1/10	CHEYNEY	L	76-75
1/14	at Le Moyne (ot)	L	66-65
1/17	FROSTBURG STATE	W	72-70
1/21	AKRON	L	67-62
1/24	ASHLAND	L	67-66
1/30	at King's	L	64-52
2/1	at Scranton	L	69-66
2/4	YOUNGSTOWN ST.	L	77-64
2/8	at St. John Fisher	W	72-59
2/14	ST. STEUBENVILLE	W	70-57
2/18	GENEVA	W	95-68
2/21	at Youngstown State	L	86-79
2/23	ALLIANCE	W	91-58
2/26	at Buffalo State	L	81-78
	ECAC TOURNAMENT		
3/5	vs. Union * (ot)	W	83-81
3/6	vs. Hamilton *	L	89-80
	* Played at Utica, N.Y.		

1976-77 (20-8)

12/1	ST. STEUBENVILLE	W	95-78
12/4	GENEVA	W	86-59
12/6	ALLEGHENY	W	88-70
12/11	BUFFALO STATE	W	89-60
12/13	ALLIANCE	W	116-77
12/19	WHEELING	W	80-72
	Porreco Cup		
12/29	TENNESSEE TECH	L	74-64
12/30	UNIV. OF DENVER	W	79-76
1/8	KING'S	W	89-77
1/13	ARMSTRONG ST	W	73-65
1/16	ST. FRANCIS (N.Y.)	W	89-72
1/21	CHEYNEY	L	76-73
1/24	at Duquesne (ot)	L	92-90
2/3	at Fredonia State	W	77-72
2/5	LE MOYNE	W	76-74
2/8	YOUNGSTOWN ST.	W	85-68
2/10	INDIANA-PURDUE	W	84-71
2/11	at Alliance	W	80-66
2/12	MERCYHURST (ot)	W	81-77
2/16	at St. Bonaventure	L	91-65
2/18	ST. JOHN FISHER	W	95-72
2/19	at Youngstown State	L	82-78
2/21	at Akron	L	91-79
2/22	SLIPPERY ROCK	W	72-67
2/26	at Edinboro	W	75-73
2/28	at Philadelphia Textile	L	79-65
	NCAA EAST REGIONAL		
3/4	HARTWICK	L	68-66
3/5	PHILADELPHIA TEXTILE	W	85-67

1977-78 (15-11)

11/28	DOMINICAN	W	98-68
12/1	at Duquesne	L	83-60
12/3	WILBERFORCE	W	106-87
12/5	GENEVA	W	89-71
12/8	FREDONIA STATE	W	73-71
12/10	GEORGE MASON	L	85-77
12/12	ALLIANCE	W	88-69
12/15	BROCKPORT STATE	W	81-62
12/21	at Buffalo State	L	91-72
	Porreco Cup		
12/29	GEORGIA STATE (ot)	W	80-76
12/30	MORGAN STATE	L	74-66
1/6	HOWARD	W	86-76

1/12	at Slippery Rock	W	60-58
1/14	at Le Moyne	L	92-71
1/21	YOUNGSTOWN ST.	L	62-61
1/23	at St. Francis (N.Y.)	L	95-84
1/28	at Alliance	W	78-67
2/1	at Steubenville	W	89-68
2/4	at King's	L	63-60
2/7	at Mercyhurst	L	80-66
2/11	CHEYNEY	L	79-76
2/15	AKRON	L	80-74
2/17	ALBANY STATE	W	66-61
2/18	at Youngstown State	W	61-57
2/22	EDINBORO	W	89-80
2/25	PHILA. TEXTILE (ot)	W	98-89

1978-79 (18-9)

11/26	DOMINICAN	W	96-66
11/29	BUFFALO STATE	W	88-82
12/1	MD.-EASTERN SHORE	W	99-88
12/7	at Fredonia State	W	61-45
12/9	ST. JOHN FISHER	W	99-71
12/11	ALLIANCE	W	91-56
12/13	at Akron	L	95-75
12/16	ST. STEUBENVILLE	W	85-75
	Porreco Cup		
12/29	MORGAN STATE	L	73-72
12/30	NEW YORK TECH	W	70-67
1/6	KING'S	W	87-70
1/10	at Philadelphia Textile	L	89-58
1/13	BROCKPORT STATE	W	80-54
1/17	at Duquesne	L	76-60
1/20	CHEYNEY	L	74-68
1/22	YOUNGSTOWN ST.	W	77-58
1/24	at Alliance	W	90-65
1/27	at Steubenville	W	74-66
1/29	SLIPPERY ROCK	W	87-68
1/31	AKRON	W	71-70
2/3	LE MOYNE	W	74-68
2/5	at Edinboro	L	79-76
2/7	at Univ. at Buffalo	W	47-37
2/10	MERCYHURST	W	73-67
2/15	at Buffalo State (ot)	L	75-72
2/17	at Youngstown State	L	89-59
2/21	EDINBORO	L	90-79

1979-80 (20-9)

12/2	DOMINICAN	W	100-37
12/4	at Edinboro	L	70-68
12/6	FREDONIA STATE	W	93-59
12/8	at Steubenville	W	72-64
12/10	ALLIANCE	W	123-60
12/15	PHILA. TEXTILE (ot)	W	81-66
	Porreco Cup		
12/28	ADELPHI	L	67-65
12/29	WISC.-GREEN BAY	W	94-72
1/5	YOUNGSTOWN ST.	L	65-62
1/9	PENN ST. BERHEND	W	95-77
1/12	MD.-EASTERN SHORE	W	86-72
1/14	BUFFALO STATE	W	81-52
1/18	CHEYNEY	W	89-76
1/21	at Clarion	L	87-82
1/26	GENEVA	W	83-69
1/28	at Slippery Rock	W	72-61
1/31	at Mercyhurst	W	65-64
2/2	at Alliance	W	73-64
2/4	at Niagara	L	88-86
2/6	ST. STEUBENVILLE	W	113-88
2/9	NEW YORK TECH	L	69-67
2/11	at Buffalo State (ot)	W	85-80
2/14	at Youngstown State	W	71-65
2/16	UNIV. AT BUFFALO	W	77-56
2/19	EDINBORO	L	83-78
2/22	at St. John Fisher	W	72-67
2/23	at Le Moyne	W	79-72
	NCAA EAST REGIONAL		
2/29	NEW YORK TECH	L	81-59
3/1	CHEYNEY	L	87-86

All-Time Results - The 1980's

1980-81 (17-10)

11/22	ALLIANCE	W	90-79
11/25	PITT-BRADFORD	W	83-75
12/1	SLIPPERY ROCK	W	73-60
12/4	at Fredonia State	W	65-47
12/6	EDINBORO	W	61-43
12/10	CLARION	L	84-77
12/13	at Buffalo State	W	96-87
12/20	at Philadelphia Textile	W	77-69
Porreco Cup			
12/29	ASHLAND	W	97-96
12/30	PHILA. TEXTILE	W	67-62
1/3	at Central State	L	92-86
1/10	PENN ST. BEHREND	L	71-68
1/13	at Slippery Rock	W	92-78
1/15	WHEELING (ot)	W	84-83
1/17	at Youngstown State	L	56-52
1/24	at Steubenville	L	107-87
1/27	PITT-JOHNSTOWN	W	75-65
1/31	Le MOYNE	W	62-47
2/2	at Alliance	W	70-56
2/6	CHEYNEY	W	72-71
2/11	MERCYHURST	L	59-58
2/14	ST. JOHN FISHER (ot)	W	79-69
2/16	at Edinboro	W	70-57
2/19	YOUNGSTOWN ST.	L	52-47
2/21	CENTRAL STATE (ot)	W	76-74
2/27	at New York Tech	L	59-50
2/28	at Central Conn. St.	L	87-83

1981-82 (17-9)

11/21	ALLIANCE	W	78-56
11/24	LaROCHE	W	89-78
11/28	SAGINAW VALLEY ST.	L	61-56
12/2	at Youngstown State	L	65-57
12/6	at Edinboro	W	66-56
12/8	FREDONIA STATE	W	64-59
12/11	COPPIN STATE	W	91-76
Porreco Cup			
12/29	KENTUCKY WESLEYAN	W	65-63
12/30	CLARION	L	83-80
1/7	LOCK HAVEN	W	74-66
1/9	at Wright State	L	73-55
1/11	at Central State	L	75-65
1/17	CENTRAL CONN. ST.	W	92-80
1/18	at Clarion	W	77-73
1/23	PHILA. TEXTILE	W	58-55
1/28	BUFFALO STATE	W	93-76
1/30	SLIPPERY ROCK	W	91-76
2/1	at Alliance	W	52-47
2/3	CENTRAL STATE	L	72-68
2/6	at Mercyhurst	W	86-84
2/10	PENN ST. BEHREND	W	72-59
2/13	CHEYNEY	L	65-61
2/15	EDINBORO	L	77-63
2/20	at Le Moyne	W	69-55
2/22	at Hartwick	L	98-92
2/27	NEW YORK TECH	W	77-72

1982-83 (16-12)

11/20	ALLIANCE	W	99-81
11/27	PITT-BRADFORD	W	75-74
12/1	at Slippery Rock	L	92-74
12/4	LaROCHE	W	69-65
12/6	EDINBORO	W	95-70
12/10	ST. JOHN FISHER	W	91-77
12/17	at Kentucky Wesleyan	L	96-74
12/18	vs. Austin Peay	L	99-61
Porreco Cup			
12/29	BLOOMSBURG (ot)	W	68-58
12/30	DISTRICT OF COLUMBIA	W	60-58
1/4	at Adelphi	L	49-43
1/5	at Southampton	L	80-65
1/11	at Central State (ot)	L	69-65
1/15	CHEYNEY	L	50-48
1/19	at Buffalo State	W	81-73
1/22	at Philadelphia Textile	L	88-70
1/25	at Fredonia State	W	58-47
1/31	INDIANA (Pa.)	W	81-59
2/2	HARTWICK	W	68-62
2/5	MERCYHURST (ot)	W	100-89
2/9	PENN ST. BEHREND	W	64-59
2/12	WRIGHT STATE	L	76-60
2/14	at Edinboro	L	73-62
2/17	at Alliance	W	70-66
2/21	CLARION	W	79-65
2/23	YOUNGSTOWN ST.	L	58-56
2/26	LOCK HAVEN	W	94-67
3/1	Le MOYNE	W	93-61

* Played at Owensboro, Ky.

1983-84 (20-11)

11/19	DAVIS & ELKINS	W	75-58
11/22	FREDONIA STATE	W	73-60
11/26	LaROCHE	W	86-69
11/28	ALLIANCE	W	106-67
12/2	vs. C.W. Post #	L	57-50
12/3	at Assumption	L	70-68
12/7	at Edinboro (2 ot)	L	90-87
12/9	ST. JOHN FISHER	W	78-67
12/17	SLIPPERY ROCK	W	90-73
Porreco Cup			
12/29	MORGAN STATE	L	65-64
12/30	BLOOMSBURG	W	80-71
1/6	ST. VINCENT	W	65-63
1/10	at Univ. at Buffalo	W	79-77
1/13	CHEYNEY	W	77-64
1/18	BUFFALO STATE	W	99-93

1/21	PHILA. TEXTILE	L	65-63
1/27	at St. John Fisher	W	87-68
1/28	at Le Moyne	L	55-50
2/1	at Indiana (Pa.)	L	73-63
2/4	at Mercyhurst	W	66-64
2/8	PENN ST. BEHREND	W	83-72
2/11	CENTRAL STATE	W	109-82
2/13	EDINBORO (ot)	L	77-75
2/15	at Alliance	W	112-78
2/18	ADELPHI	W	95-83
2/23	at Clarion	L	61-60
2/25	LOCK HAVEN	W	90-70
MECC TOURNAMENT			
3/2	PHILA. TEXTILE	W	89-82
3/3	ADELPHI	W	77-59
NCAA EAST REGIONAL			
3/9	C.W. POST	L	55-52
3/10	MANSFIELD	L	94-78

* Played at Erie Civic Center

Played at Worcester, Mass.

1984-85 (22-9)

Gary Miller Classic			
11/17	FRANKLIN*	W	101-64
11/24	SAGINAW VALLEY ST.	L	83-72
12/1	ALLIANCE	W	58-56
12/3	EDINBORO	W	83-80
12/6	ST. MICHAEL'S	W	71-67
12/8	ST. JOHN FISHER	W	79-65
12/10	UNIV. AT BUFFALO	W	87-78
12/12	at Slippery Rock	W	97-78
12/15	at Le Moyne (2 ot)	W	67-65
12/22	ADELPHI	W	72-65
Porreco Cup			
12/28	ASHLAND	W	70-63
12/29	ASSUMPTION	W	79-78
1/7	at Pace	W	72-70
1/9	at Adelphi	W	104-85
1/12	SOUTHAMPTON	W	68-58
1/18	CHEYNEY	W	73-70
1/23	PENN ST. BEHREND	W	90-64
1/26	at St. John Fisher	L	94-73
1/28	at Edinboro	W	73-71
1/30	COPPIN STATE	W	92-79
2/2	at St. Michael's	L	68-67
2/5	at Fredonia State (ot)	L	102-99
2/9	PHILA. TEXTILE (ot)	W	84-79
2/13	MERCYHURST	L	89-76
2/16	Le MOYNE	W	69-68
2/18	CLARION	W	70-64
2/23	at Philadelphia Textile	L	93-73
MECC TOURNAMENT			
3/1	ST. JOHN FISHER	W	66-62
3/2	PHILA. TEXTILE	L	99-64
NCAA NORTH CENTRAL REGIONAL			
3/8	at South Dakota St.	L	73-64
3/9	vs. Northern Michigan	L	95-65

* Played at Erie Civic Center

\$ Played at Brookings, S.D.

1985-86 (25-6)

Gary Miller Classic			
11/23	PENN ST. BEHREND	W	80-62
11/26	PITT-BRADFORD	W	83-69
11/29	PACE	W	71-60
12/6	ALLEGHENY	W	104-75
12/11	at Univ. at Buffalo	W	77-74
12/14	ELMIRA	W	99-64
12/16	EDINBORO	W	51-46
12/21	SLIPPERY ROCK	W	70-60
Porreco Cup			
12/28	CLARION	W	84-65
12/29	VIRGINIA UNION (ot)	W	85-84
1/6	at Pace	W	73-65
1/8	at Adelphi	W	73-68
1/12	CHEYNEY	L	61-58
1/15	ST. MICHAEL'S	W	75-59

1/18	at Philadelphia Textile	L	79-73
1/20	at Queens (N.Y.) (ot)	W	83-76
1/23	ALLIANCE	W	68-47
1/25	INDIANA (Pa.)	W	67-49
1/27	LOCK HAVEN	W	74-64
1/29	at Le Moyne	L	90-86
2/1	ADELPHI	W	75-66
2/3	at Clarion	W	60-54
2/8	at St. Michael's	L	84-73
2/12	at Mercyhurst*	W	90-75
2/15	Le MOYNE	W	82-68
2/17	at Edinboro	L	75-73
2/22	PHILA. TEXTILE	W	87-68
MECC TOURNAMENT			
2/28	Le MOYNE	W	84-66
3/1	PHILA. TEXTILE	W	72-52
NCAA EAST REGIONAL			
3/7	MILLERSVILLE	W	78-66
3/8	CHEYNEY	L	65-62

* Played at Erie Civic Center

1986-87 (28-6)

Gary Miller Classic			
11/22	PENN ST. BEHREND	W	72-54
11/25	PITT-BRADFORD	W	97-61
12/1	at Ashland	L	83-65
12/6	UNIV. AT BUFFALO	W	79-67
12/8	at Slippery Rock	W	85-66
12/13	EDINBORO	W	77-70
12/20	NEW YORK TECH	W	81-61
Porreco Cup			
12/28	ASSUMPTION	W	89-52
12/29	C.W. POST	L	64-62
1/5	at Pace	W	73-68
1/7	at Adelphi	W	59-58
1/11	CHEYNEY	W	72-57
1/14	QUEENS (N.Y.)	W	89-83
1/17	at Philadelphia Textile	L	88-83
1/19	at West Chester	W	68-63
1/21	ADELPHI	W	92-75
1/24	ST. MICHAEL'S (ot)	W	90-77
1/29	MERCYHURST #	W	79-66
1/31	Le MOYNE	W	79-65
2/2	CLARION	W	70-47
2/4	at Indiana (Pa.)	L	79-72
2/7	PHILA. TEXTILE	W	81-65
2/10	at St. Michael's	W	97-91
2/13	PACE	W	77-65
2/16	at Edinboro (ot)	W	91-86
2/19	ELMIRA	W	89-81
2/21	at Le Moyne	W	65-63
MECC TOURNAMENT			
2/27	PHILA. TEXTILE (ot)	L	83-79
2/28	Le MOYNE	W	76-65
NCAA EAST REGIONAL			
3/6	C.W. POST	W	80-71
3/7	MILLERSVILLE	W	85-82
NCAA QUARTERFINALS			
3/14	NEW HAMPSHIRE	W	93-81
NCAA SEMIFINALS			
3/20	vs. Eastern Montana	*W	61-55
NCAA CHAMPIONSHIP			
3/21	vs. Kentucky Wesleyan	*L	92-74

* Played at Springfield, Mass.

Played at Erie Civic Center

1987-88 (24-8)

Gary Miller Classic			
11/20	ALABAMA-HUNTSVILLE	W	80-66
11/21	CHARLESTON	L	100-84
11/27	at Univ. at Buffalo	W	102-71
11/29	at Penn St. Behrend	W	83-63
12/1	CONCORDIA (N.Y.)	W	92-77
12/5	WEST CHESTER	W	86-66
12/12	at Edinboro	L	88-71
12/19	ASHLAND	W	56-48

Porreco Cup

12/28	RANDOLPH MACON	W	73-56
12/29	DISTRICT OF COLUMBIA	W	87-75
1/6	PACE	W	84-76
1/9	CHEYNEY	W	78-76
1/13	INDIANA (Pa.)	W	84-71
1/16	ADELPHI	W	87-60
1/20	MERCYHURST	W	98-82
1/23	at Le Moyne (ot)	W	87-85
1/27	at Southampton	W	94-89
1/29	at Adelphi	W	65-60
1/30	at Pace (ot)	W	81-72
2/6	PHILA. TEXTILE	W	62-57
2/10	at Central State (ot)	L	102-88
2/13	UNIV. AT BUFFALO	L	81-71
2/15	EDINBORO	W	76-73
2/17	at Mercyhurst #	L	80-77
2/20	at Philadelphia Textile	L	73-63
2/24	at Clarion	L	86-68
2/27	Le MOYNE	W	77-66
MECC TOURNAMENT			
3/4	PACE	W	64-59
3/5	Le MOYNE (ot)	L	71-67
NCAA EAST REGIONAL			
3/11	KUTZTOWN	W	84-64
3/12	CALIFORNIA (Pa.)	W	93-75
NCAA QUARTERFINALS			
3/19	at Troy State	L	100-79

Played at Erie Civic Center

1988-89 (21-9)

11/23	SHEPHERD	W	64-48
Gary Miller Classic			
11/26	QUEENS (N.Y.)	W	85-70
11/27	LOCK HAVEN	W	79-73
11/30	EDINBORO	W	78-66
12/3	CENTRAL STATE	W	78-66
12/6	KUTZTOWN	W	80-59
12/10	SOUTHAMPTON	W	108-88
12/17	PITT-JOHNSTOWN	W	76-63
Porreco Cup			
12/29	KENTUCKY STATE	W	96-81
12/30	NC CENTRAL	L	75-58
1/6	PACE	W	84-77
1/8	CHEYNEY	W	87-73
1/10	at Indiana (Pa.)	L	76-72
1/14	ADELPHI	W	98-71
1/18	MERCYHURST	W	78-61
1/21	at Philadelphia Textile	L	78-72
1/25	at Pitt-Johnstown	W	89-80
1/28	CLARION	W	85-76
1/31	at Le Moyne	L	85-81
2/3	PHILA. TEXTILE	W	84-74
2/6	at Edinboro	L	77-71
2/11	UNIV. AT BUFFALO	W	98-96
2/14	at Mercyhurst	W	76-69
2/18	Le MOYNE	L	80-65
2/20	at Univ. at Buffalo	L	84-61
2/24	at Pace (ot)	W	69-68
2/26	at Adelphi	L	79-76
MECC TOURNAMENT			
3/4	MERCYHURST	W	92-69
3/10	vs. Univ. at Buffalo *	L	

All-Time Results - Thea 1990's

1990-91 (17-13)

Gary Miller Classic	
11/23 SHIPPENSBURG(ot)W	75-70
11/24 LOCK HAVEN	W 87-80
Pocono Classic	
11/30 vs. Norfolk State * L	75-69
12/1 vs. Univ. at Buffalo * L	72-61
12/5 CLARION	W 81-76
12/8 EDINBORO	W 77-58
12/12 MERCYHURST	W 74-60
12/15 KUTZTOWN	W 80-45
12/22 WALSH	L 69-65
Porreco Cup	
12/28 CALIFORNIA (Pa.)	W 75-74
12/29 BRIDGEPORT	L 68-65
1/5 CHEYNEY	W 73-54
1/10 MILLERSVILLE	L 79-78
1/16 at Indiana (Pa.)	L 86-83
1/19 ST. ROSE	W 71-56
1/22 at Mercyhurst	W 70-52
1/26 Le MOYNE (ot) W	87-84
1/28 at Slippery Rock	L 83-73
2/1 PHILA. TEXTILE	L 67-62
2/4 at Le Moyne	L 97-75
2/7 at Edinboro	L 71-60
2/9 UNIV. AT BUFFALOW	68-66
2/13 WESTMINSTER (Pa.)W	66-52
2/16 at Pace	L 90-64
2/23 at Philadelphia TextileL	70-50
2/27 at Univ. at Buffalo	W 53-44
3/1 PACE	W 84-74
MECC TOURNAMENT	
3/5 UNIV. AT BUFFALOW	68-65
3/8 at Philadelphia TextileL	63-60
3/9 vs. Le Moyne # (ot) W	86-84
* Played at East Stroudsburg, Pa. # Played at Philadelphia, Pa.	

1991-92 (22-6)

Gary Miller Classic	
11/23 PITT-BRADFORD	W 71-49
Saginaw Valley St. W	
11/29 SAGINAW VALLEY ST.W	62-53
11/30 BLOOMSBURG(ot) W	77-65
12/4 DAEMEN	W 105-63
12/7 INDIANA (Pa.)	W 84-63
12/10 at Edinboro	W 66-61
12/12 IUPUI-FORT WAYNEL	66-64
12/14 EAST STROUDSBURG	W 100-53
12/21 at Ashland	L 89-74
Porreco Cup	
12/28 BOWIE STATE	W 88-72
12/29 VIRGINIA UNION	W 54-51
1/2 ALLEGHENY	W 97-49
1/3 ASSUMPTION	W 59-48
1/6 CHEYNEY	W 61-40
1/8 at Clarion	L 74-72
1/11 SLIPPERY ROCK	W 61-55
1/15 EDINBORO	L 71-70
1/18 at Westminster (Pa.)L	63-58
1/26 at Alvernia (ot) W	74-67
1/27 at Kutztown	W 71-54
1/31 Le MOYNE	W 63-47
2/8 at Mercyhurst	W 70-65
2/10 COLUMBIA UNION	W 110-89
2/15 ALVERNIA	W 57-49
2/22 at Le Moyne	L 64-62
2/26 DISTRICT OF COLUMBIAW	66-63
2/29 PITT-JOHNSTOWN	W 105-63
3/6 MERCYHURST	W 76-69

1992-93 (20-7)

Gary Miller Classic	
11/21 CLARION	W 79-63
11/24 MANSFIELD	W 72-61
Porreco Cup	
11/27 NEW YORK TECH	W 76-57
11/28 MERCYHURST	W 81-55
12/3 EDINBORO	L 69-65
12/7 PITT-BRADFORD	W 74-65
12/9 WALSH	W 62-51
12/12 at Clarion	L 64-59
12/19 ASHLAND	W 74-52
12/21 CHEYNEY	W 66-57
Porreco Cup	
12/29 SLIPPERY ROCK	L 61-58
12/30 MILLERSVILLE	W 97-83
1/6 EAST STROUDSBURG	W 88-65
IUPUI Holiday Tournament	
1/8 at Indiana (Pa.)	W 66-64
1/9 vs. Millersville #	W 93-78

1/13 at Edinboro (ot) W	82-81
1/16 at Slippery Rock	L 56-55
1/23 LAKE ERIE	W 87-44
1/30 at Pitt-Johnstown	W 65-58
2/4 MERCYHURST	W 74-72
2/6 KUTZTOWN	W 57-56
2/11 at Mercyhurst	L 71-70
2/13 PITT-JOHNSTOWN	W 78-62
2/17 at Le Moyne	L 68-63
2/21 WISCONSIN-PARKSIDE	W 69-67
2/27 ST. VINCENT	W 72-53
NCAA EAST REGIONAL	
3/12 vs. Philadelphia Textile *L	70-56
* Played in Millersville, Pa. # Played at Indiana, Pa.	

1993-94 (21-9)

Overheim Memorial Tournament	
11/19 vs. Millersville * W	89-63
11/20 at Edinboro	L 69-58
11/23 PITT-BRADFORD	W 82-58
Gary Miller Classic	
11/26 MANSFIELD	W 72-49
11/27 INDIANA (Pa.)	L 82-75
12/1 CLARION	W 68-60
12/4 EDINBORO	W 75-67
12/6 ST. VINCENT	W 77-62
12/11 LAKE ERIE	W 109-54
12/17 KENTUCKY STATE	W 86-77
12/19 COLUMBIA UNION	W 97-47
Porreco Cup	
12/29 N. KENTUCKY	W 85-75
12/30 CALIFORNIA (Pa.)	L 66-65
Springfield Holiday Inn-Naismith Classic	
1/3 vs. East Stroudsburg \$	W 85-82
1/4 vs. Lock Haven \$	W 76-70
1/8 at Mansfield	L 50-46
1/15 at Indiana (Pa.) (ot) L	89-81
1/29 at Pitt-Johnstown	W 69-59
1/31 at Edinboro	L 76-61
2/2 at Mercyhurst	W 73-65
2/5 PITT-JOHNSTOWN	W 78-66
2/9 at Lock Haven	W 76-71
2/12 at District of Columbia	W 87-65
2/16 Le MOYNE	W 73-54
2/21 SLIPPERY ROCK	L 70-62
2/24 MERCYHURST	L 90-86
2/28 at St. Vincent	W 71-56
NCAA EAST REGIONAL "PLAY IN" GAME	
3/8 MILLERSVILLE	W 53-52
NCAA EAST REGIONAL	
3/11 at California (Pa.)	L 65-64
3/12 vs. Edinboro #	W 75-66
* Played at Edinboro, Pa. # Played at California, Pa. \$ Played at Springfield, Mass.	

1994-95 (22-8)

Gary Miller Classic	
11/25 ST. AUGUSTINE'S	W 76-69
11/26 OAKLAND	W 99-90
11/30 at Clarion	W 88-84
12/4 WEST CHESTER	W 74-66
12/6 at Edinboro (ot) W	96-93
12/10 at W.V. Wesleyan	L 73-54
12/17 INDIANA (Pa.)	L 84-79
Porreco Cup	
12/29 BRIDGEPORT	W 95-75
12/30 NORTH ALABAMA(ot) W	80-75
IUPUI Holiday Inn Holiday Classic	
1/4 vs. Bowie State * W	85-84
1/5 at Indiana (Pa.)	L 85-74
1/7 EAST STROUDSBURG	W 101-60
1/11 LOCK HAVEN	W 78-64
1/14 ST. VINCENT	W 78-64
1/18 GENEVA	L 88-68
1/21 at Slippery Rock	L 95-94
1/28 MERCYHURST	W 80-63
2/4 at Pitt-Johnstown	W 80-76
2/8 at Mercyhurst	L 68-60
2/11 EDINBORO	W 92-82
2/15 at Le Moyne	W 95-92
2/18 DISTRICT OF COLUMBIAW	81-72
2/22 at Kentucky State	W 74-64
2/25 PITT-JOHNSTOWN	W 96-82
2/28 at District of Columbia	W 90-84

NCAA EAST REGIONAL "PLAY IN" GAME	
3/7 BLOOMSBURG	W 82-81
NCAA EAST REGIONAL	
3/10 at Indiana (Pa.)	L 93-71
3/11 vs. Millersville * (ot) L	89-76
* Played at Indiana, Pa.	

1995-96 (10-16)

Gary Miller Classic	
11/24 PITT-JOHNSTOWN(ot) L	103-99
11/25 SLIPPERY ROCK	W 79-67
11/29 at Clarion	W 62-59
West Virginia Wesleyan	
12/2 WEST VIRGINIA	L 81-68
12/4 at Edinboro	L 78-51
12/7 at Mercyhurst	L 70-65
12/10 FERRIS STATE	L 82-59
12/16 SLIPPERY ROCK	W 60-44
Porreco Cup	
12/29 SAGINAW VALLEY ST.(ot) W	82-76
12/30 EDINBORO	W 92-85
1/4 ASHLAND	W 85-76
1/6 at Hillsdale	W 75-65
1/8 at Saginaw Valley St.	L 69-65
1/13 LAKE SUPERIOR ST.L	78-57
1/15 NORTHERN MICHIGANL	77-72
1/20 at Michigan Tech	L 82-61
1/22 at Northwood (Mich.)W	78-68
1/27 OAKLAND	L 90-77
2/1 WAYNE ST. (Mich.)	L 65-60
2/3 at Grand Valley St.	W 79-74
2/8 MERCYHURST	L 77-68
2/12 at Ashland	W 90-83
2/15 NORTHWOOD (Mich.)L	67-65
2/17 HILLSDALE (ot) L	89-83
2/22 at Oakland	L 105-63
2/24 at Wayne State (Mich.)L	115-83

1996-97 (18-9)

Gary Miller Classic	
11/18 COLUMBIA UNION	W 79-77
11/21 CLARION	W 79-66
11/26 EDINBORO	W 94-82
Porreco Cup	
11/29 VIRGINIA STATE	W 114-60
11/30 ELON	W 74-69
12/5 FERRIS STATE	W 73-63
12/7 GRAND VALLEY ST.L	84-77
12/12 at Michigan Tech	L 74-59
12/14 at Northern MichiganL	100-89
12/21 HILBERT	W 130-43
Porreco Cup	
12/29 MANSFIELD	W 103-80
12/30 CALIFORNIA (Pa.)	W 87-75
1/6 at Mercyhurst	W 47-44
1/9 OAKLAND	L 102-93
1/11 WAYNE ST. (Mich.)	W 93-76
1/16 at Ashland	W 75-72
1/18 at Hillsdale	L 78-72
1/23 at Saginaw Valley StateL	91-67
1/30 NORTHWOOD (Mich.)W	104-82
2/1 LAKE SUPERIOR ST.	W 80-76
2/3 at Edinboro	W 99-95
2/8 MERCYHURST	W 68-59
2/13 at Oakland	L 82-73
2/15 at Wayne State (Mich.)L	87-61
2/20 ASHLAND	W 75-67
2/22 HILLSDALE (ot) W	90-86
GLIAC TOURNAMENT	
2/27 vs. Saginaw Valley St. *L	73-67
* Played at Adrian, Mich.	

1997-98 (16-11)

Gary Miller Classic	
11/22 LaROCHE	W 95-59
11/25 at Edinboro	W 83-69
Porreco Cup	
11/28 SHIPPENSBURG	W 78-58
11/29 PITT-JOHNSTOWN	L 93-87
12/4 at Lake Superior St.	W 75-40
12/6 at Northwood (Mich.)L	85-79
12/13 SAGINAW VALLEY ST.	W 87-74
12/20 HIRAM	W 86-73
Porreco Cup	
12/28 COLUMBIA UNION	W 87-66
12/29 PACE	W 67-62
1/2 MICHIGAN TECH	L 75-51
1/3 NORTHERN MICHIGANW	81-72
1/8 at Ferris State	L 65-63
1/10 at Grand Valley St.	L 83-69

1/13 MERCYHURST	W 66-60
1/17 ASHLAND	W 96-74
1/20 TIFFIN	W 94-70
1/24 WAYNE ST. (Mich.)	W 92-75
1/29 at Hillsdale	W 73-66
1/31 at Findlay	L 90-78
2/2 EDINBORO	L 91-79
2/5 at Ashland	L 92-90
2/9 at Mercyhurst	W 71-63
2/14 at Wayne State (Mich.)W	77-70
2/19 HILLSDALE	L 82-72
2/21 FINDLAY	L 66-58
GLIAC TOURNAMENT	
2/26 vs. Ashland #	L 93-83
# Played at Houghton, Mich.	

1998-99 (19-9)

Gary Miller Classic	
11/14 NYACK	W 91-50
11/18 at Saginaw Valley StateL	82-78
Porreco Cup	
11/27 GENEVA	W 96-67
11/28 PITT-JOHNSTOWN	L 69-62
12/3 LAKE SUPERIOR ST.W	91-76
12/5 NORTHWOOD (Mich.)W	83-73
12/9 at Edinboro	W 58-52
12/19 ROBERTS WESLEYANW	95-61
Porreco Cup	
12/29 EAST STROUDSBURG	W 75-65
12/30 EDINBORO	W 79-70
1/2 at Michigan Tech	L 68-63
1/3 at N. Michigan	L 69-68
1/7 FERRIS STATE	W 86-56
1/9 GRAND VALLEY ST.	W 104-83
1/11 at Mercyhurst	W 69-58
1/16 at Ashland	L 93-84
1/21 WESTMINSTER (Pa.)W	89-74
1/23 at Wayne State (Mich.)	L 92-79
1/28 HILLSDALE	W 73-62
1/30 FINDLAY	L 68-59
2/4 ASHLAND	W 105-92
2/8 MERCYHURST	W 69-59
2/11 at Westminster (Pa.)W	70-54
2/13 WAYNE ST. (Mich.)	W 80-63
2/18 at Hillsdale	W 63-62
2/20 at Findlay	L 74-62
GLIAC TOURNAMENT	
2/25 vs. Grand Valley St. *W	102-91
2/26 vs. Wayne State * L	75-68
* Played at Battle Creek, Mich.	

1999-00 (23-5)

Gary Miller Classic	
11/23 WOOSTER	W 95-53
Porreco Cup	
11/26 LOCK HAVEN	W 93-66
11/27 ROBERTS WESLEYAN	W 92-72
12/2 at Lake Superior St	W 76-67
12/4 at Northwood (Mich.)W	89-75
12/9 SAGINAW VALLEY ST.	W 85-67
12/11 EDINBORO	W 96-79
12/18 DAEMEN	W 83-67
Porreco Cup	
12/29 MANSFIELD	W 90-75
12/30 CHARLESTON	W 78-70
1/6 MICHIGAN TECH	W 82-66
1/8 NORTHERN MICHIGANL	84-69
1/13 at Ferris State	W 89-67
1/15 at Grand Valley St.(ot) L	86-84
1/17 MERCYHURST	W 62-60
1/22 ASHLAND	W 93-79
1/27 at Westminster (Pa.)W	89-74
1/29 WAYNE ST. (Mich.)	W 77-69
2/3 at Hillsdale	W 85-77
2/5 at Findlay	W 72-53
2/10 at Ashland	W 78-68
2/14 at Mercyhurst	W 61-56
2/17 WESTMINSTER (Pa.)W	78-58
2/19 at Wayne State (Mich.)L	87-75
2/24 HILLSDALE	W 87-83
2/26 FINDLAY	W 80-63
GLIAC TOURNAMENT	
3/1 vs. Grand Valley St L	98-95
NCAA TOURNAMENT	
3/10 vs. Michigan Tech * L	91-86
* Played at Owensboro, Ky.	

All-Time Results - The 2000's

2000-01 (22-8)

11/18	OHIO NORTHERN	W	84-63
11/21	at Edinboro	L	91-80
Gary Miller Classic			
11/24	BRESCIA (Ky.)	W	76-70
11/25	PITT-JOHNSTOWN	W	83-71
11/30	at Saginaw Valley St.	W	88-86
12/7	at Ashland	L	71-68
12/9	at Findlay	W	75-66
12/16	COLUMBIA UNION	W	99-67
12/18	ROBERTS WESLEYAN	W	83-80
Porreco Cup			
12/29	SHIPPENSBURG	W	86-71
12/30	N KENTUCKY	L	89-86
1/4	LAKE SUPERIOR ST.	W	73-65
1/6	NORTHWOOD (Mich.)	W	68-66
1/11	at Michigan Tech	W	84-74
1/13	at Northern Michigan	W	80-69
1/18	FERRIS STATE	W	89-80
1/20	GRAND VALLEY ST.	W	85-79
1/22	MERCYHURST	L	84-62
1/27	at Hillsdale	L	89-82
2/3	at Wayne State (Mich.)	W	87-76
2/8	FINDLAY	W	91-66
2/10	ASHLAND	W	74-59
2/12	at Mercyhurst	W	53-51
2/15	HILLSDALE	W	89-70
2/19	DAEMEN	W	97-58
2/24	WAYNE ST. (Mich.)	W	89-77
GLIAC TOURNAMENT			
3/1	vs. Lake Superior St.*	W	66-46
3/2	vs. Michigan Tech.*	W	64-61
3/3	vs. Grand Valley St.*	L	102-92
NCAA TOURNAMENT			
3/8	vs. Hillsdale #	L	60-58
* Played at Grand Rapids, Mich. # Played at Owensboro, Ky.			

2001-02 (21-7)

11/20	EDINBORO	W	72-69
Gary Miller Classic			
11/23	NYACK	W	84-49
11/24	INDIANA (Pa.)	W	92-65
11/27	ROBERTS WESLEYAN	W	97-63
12/6	at Ferris State	W	73-67
12/8	at Grand Valley St	W	92-67
12/12	ALLEGHENY	W	105-64
12/15	at Pitt-Johnstown	W	66-55
Porreco Cup			
12/29	TIFFIN	W	119-76
12/30	PACE	W	98-61
1/3	MICHIGAN TECH	W	64-60
1/5	LAKE SUPERIOR ST.	W	77-64
1/7	NORTHERN MICHIGAN	W	67-56
1/10	at Saginaw Valley St	W	80-68
1/12	at Northwood (Mich.)	(ot)L	83-78
1/17	at Wayne St. (Mich.)	(ot)W	84-78
1/19	at Hillsdale	W	61-59
1/22	FREDONIA STATE	W	64-33
1/26	MERCYHURST	W	71-69
1/31	ASHLAND	L	79-71
2/2	FINDLAY	W	87-77
2/7	HILLSDALE	W	70-52
2/9	WAYNE ST. (Mich.)	L	70-56
2/16	at Mercyhurst	W	66-48
2/21	at Findlay	L	71-57
2/23	at Ashland	L	60-55
GLIAC TOURNAMENT			
2/27	vs. Lake Superior St.*	L	86-76
NCAA TOURNAMENT			
3/7	vs. Findlay #	L	70-53
* Played at Grand Rapids, Mich. # Played at Owensboro, Ky.			

2002-03 (20-10)

11/22	at Dominican	W	74-65
11/23	vs. Holy Family	W	81-73
11/26	at Edinboro	W	74-60
Gary Miller Classic			
11/29	ROBERTS WESLEYAN	W	88-66
11/30	BRESCIA (Ky.)	W	74-50
12/5	FERRIS STATE	W	73-62
12/7	GRAND VALLEY ST.	W	76-67
12/11	DAEMEN	W	100-74
12/14	at Kentucky Wesleyan*	L	85-64
12/16	THIEL	W	98-53
Porreco Cup			
12/27	WEST LIBERTY ST.	W	101-76
12/28	BOWIE STATE	L	88-87
12/31	at N Michigan	L	77-65
1/2	at Michigan Tech	L	74-73
1/4	at Lake Superior St	W	83-75
1/9	SAGINAW VALLEY ST.	W	108-87
1/11	NORTHWOOD (Mich.)	W	81-76

1/16	WAYNE ST. (Mich.)	L	69-64
1/18	HILLSDALE	W	57-53
1/25	at Mercyhurst (ot)	W	76-73
1/30	at Ashland	L	76-67
2/1	at Findlay	L	76-62
2/6	at Hillsdale	L	90-76
2/8	at Wayne State (Mich.)	W	62-59
2/15	MERCYHURST	W	92-68
2/20	FINDLAY	W	88-86
2/22	ASHLAND	W	88-62
GLIAC TOURNAMENT			
3/1	WAYNE ST. (Mich.)	W	78-60
3/7	vs. Findlay #	L	70-67
NCAA TOURNAMENT			
3/14	vs. Ky. Wesleyan #*	L	81-74
# Played at Houghton, Mich. * Kentucky Wesleyan later forfeited two games to Gannon due to ineligible players.			

2003-04 (22-8)

11/17	COLUMBIA UNION	W	87-61
11/21	at N Kentucky*	L	88-81
11/22	vs. W.Va. Wesleyan*	W	86-72
11/25	EDINBORO	W	70-59
Gary Miller Classic			
11/28	ROBERTS WESLEYAN	W	101-76
11/29	TAYLOR (Ind.)	W	61-57
12/4	NORTHWOOD (Mich.)	W	70-62
12/6	FINDLAY	L	70-68
12/13	ASHLAND	W	75-64
12/15	KY. WESLEYAN(ot)	W	82-78
12/20	DAEMEN	W	77-67
Porreco Cup			
12/29	GLENVILLE STATE	W	86-71
12/30	CHEYNEY	W	83-76
1/8	at Lake Superior St.	W	77-67
1/10	at Saginaw Valley St	W	88-83
1/15	MICHIGAN TECH	L	76-71
1/17	N. MICHIGAN	W	70-63
1/22	at Ferris State	L	74-67
1/24	at Grand Valley St.(ot)	W	72-68
1/26	at Mercyhurst	L	47-42
1/31	HILLSDALE	W	77-73
2/7	WAYNE ST. (Mich.)	W	87-65
2/12	at Findlay	W	70-68
2/14	at Ashland	W	75-67
2/19	at Hillsdale	W	82-72
2/23	MERCYHURST	W	64-59
2/26	at Wayne State (Mich.)	L	69-46
GLIAC TOURNAMENT			
3/2	WAYNE ST. (Mich.)	W	64-59
3/5	vs. Michigan Tech #	L	69-59
NCAA TOURNAMENT			
3/13	vs. Michigan Tech \$	L	81-75
* at John L. Griffin/Lion's Club Classic (Highland Heights, Ky.) # Played at Findlay, Ohio \$ Played at Romeoville, Ill			

2004-05 (18-11)

11/16	NYACK	W	63-55
11/19	vs. Pfeiffer*	L	85-61
11/20	vs. Assumption*	W	73-62
11/23	at Edinboro	L	69-60
Gary Miller Classic			
11/26	ROBERTS WESLEYAN	W	104-49
11/27	INDIANA (Pa.)	W	83-67
12/1	at Northwood (Mich.)	W	69-48
12/9	at Findlay	L	74-53
12/11	at Ashland	W	58-46
12/18	at Detroit	L	62-49
Porreco Cup			
12/29	LOCK HAVEN	W	92-58
12/30	ST. JOSEPH'S (Ind.) (ot)	W	101-90
1/6	LAKE SUPERIOR ST.	W	86-74
1/8	SAGINAW VALLEY ST.	W	78-63
1/13	at Michigan Tech	L	68-57
1/15	at N. Michigan	W	68-62
1/20	FERRIS STATE	W	67-64
1/22	GRAND VALLEY ST.	W	84-73
1/24	MERCYHURST	W	75-57
1/29	at Hillsdale	L	66-57
1/31	PSU McKEESPORT	W	85-55
2/5	at Wayne State (Mich.)	W	69-56
2/10	FINDLAY	L	62-59
2/12	ASHLAND	L	73-62
2/17	HILLSDALE	W	71-58
2/21	at Mercyhurst	W	65-45
2/24	WAYNE ST. (Mich.)	L	57-53
GLIAC TOURNAMENT			
3/1	at Wayne State (Mich.)	L	75-70
NCAA TOURNAMENT			
3/12	vs. Southern Indiana #	L	67-61

* at Clarion Hotel Tip-Off Tournament (Shepherdstown, W.Va.)
Played at Findlay, Ohio

2005-06 (12-15)

11/15	PSU BEAVER	W	108-47
11/18	vs. Valdosta State*	L	74-72
11/19	at Shepherd*	L	74-63
11/22	EDINBORO	L	78-69
Gary Miller Classic			
11/25	NORTHWOOD (Mich.)	L	68-65
11/26	OHIO VALLEY	W	84-70
12/1	WAYNE ST. (Mich.)	W	53-48
12/3	HILLSDALE	L	71-44
12/10	PSU McKEESPORT	W	72-59
12/17	DAEMEN	W	70-58
Porreco Cup			
12/29	DAEMEN	W	78-62
12/30	QUINCY (Ill.)	W	57-50
1/5	at Ashland	L	60-49
1/7	at Findlay	L	68-53
1/12	SAGINAW VALLEY ST.	L	69-65
1/14	NORTHWOOD (Mich.)	W	66-55
1/19	at Lake Superior St	W	80-75
1/21	at Ferris State	L	68-47
1/23	at Grand Valley St	L	66-43
1/28	at Mercyhurst	L	48-45
2/2	MICHIGAN TECH	W	59-57
2/4	N MICHIGAN	L	64-62
2/9	at Hillsdale	L	89-72
2/11	at Wayne State (Mich.)	L	74-57
2/16	ASHLAND (ot)	W	77-76
2/18	FINDLAY	L	71-50
2/23	MERCYHURST	W	57-54
* at Clarion Hotel Tip-Off Tournament (Shepherdstown, W.Va.)			

2006-07 (9-17)

Gary Miller Classic			
11/24	C.W. POST	W	76-69
11/25	PITT-JOHNSTOWN	W	73-68
11/27	at Edinboro	L	67-60
11/30	at Wayne State (Mich.)	L	70-67
12/2	at Hillsdale	L	73-51
12/16	at Quincy*	L	90-61
12/17	vs. Southwest Baptist*	L	92-80
Porreco Cup			
12/29	ROBERTS WESLEYAN	W	84-65
12/30	BELLARMINE	L	81-65
1/4	ASHLAND (ot)	W	96-95
1/6	FINDLAY	L	91-63
1/11	at Saginaw Valley St.	L	71-63
1/13	at Northwood (Mich.)	L	60-52
1/15	PSU McKEESPORT	W	100-50
1/18	LAKE SUPERIOR ST.	L	71-61
1/20	FERRIS STATE	W	85-83
1/22	GRAND VALLEY ST.	L	61-49
1/27	at Mercyhurst	L	64-53
2/1	at Michigan Tech	L	58-44
2/3	at Northern Michigan	L	80-72
2/8	HILLSDALE	W	69-59
2/10	WAYNE ST. (Mich.)	L	71-66
2/15	at Ashland	W	86-83
2/17	at Findlay	L	85-59
2/19	INDIANA (Pa.)	W	85-66
2/24	MERCYHURST	L	79-74
* at Quincy/Subway Holiday Tournament (Quincy, Ill.)			

2007-08 (26-5)

11/27	PSU GREATER ALLEGHENY	W	126-50
Gary Miller Classic			
11/23	ROBERTS WESLEYAN	W	85-64
11/24	POINT PARK	W	83-67
11/29	NORTHERN MICHIGAN	W	84-62
12/1	MICHIGAN TECH	W	75-65
12/6	at Lake Superior State	W	75-63
12/8	EDINBORO	L	64-60
12/17	at Indiana (Pa.)	W	61-51
12/22	TIFFIN	W	81-49
Porreco Cup			
12/29	SETON HILL	W	74-67
12/30	BOWIE STATE	W	81-68
1/2	at Northwood (Mich.)	W	74-52
1/5	at Mercyhurst	W	66-57
1/10	FINDLAY	W	66-61
1/12	ASHLAND	W	77-68
1/17	at Ferris State	W	75-61
1/19	at Grand Valley S	L	64-58
1/24	at Wayne State (Mich.)	W	65-39
1/26	at Hillsdale	W	80-75

1/31	SAGINAW VALLEY ST.	W	74-62
2/2	NORTHWOOD (Mich.)	W	63-47
2/7	HILLSDALE (ot)	W	90-75
2/9	WAYNE ST. (Mich.)	W	73-47
2/14	at Ashland	W	77-55
2/16	at Findlay	L	90-61
2/19	at Tiffin	W	82-61
2/23	MERCYHURST	W	68-55
GLIAC TOURNAMENT			
3/1	ASHLAND	W	89-70
3/7	vs. Findlay*	L	95-73
NCAA TOURNAMENT			
3/15	vs. Drury*	W	73-56
3/16	vs. Findlay*	L	88-82
* Played at Allendale, Mich.			

2008-09 (30-4)

11/18	at Urbana	W	78-42
Gary Miller Classic			
11/28	LAKE ERIE	W	76-56
11/29	DAEMEN	W	101-75
12/3	ALLEGHENY	W	82-55
12/18	URBANA	W	92-55
12/22	LAKE ERIE	W	76-51
Porreco Cup			
12/29	CALDWELL	W	80-55
12/30	SHIPPENSBURG	W	76-45
1/3	KUTZTOWN	W	88-58
1/4	EAST STROUDSBURG	L	52-49
1/10	at Bloomsburg	W	82-45
1/11	at Mansfield	W	76-59
1/14	at California (Pa.)	L	62-55
1/17	CLARION	W	79-62
1/21	SLIPPERY ROCK	W	80-60
1/24	at Indiana (Pa.)	W	73-57
1/28	at Edinboro	W	66-65
1/31	LOCK HAVEN	W	90-53
2/4	at Mercyhurst	W	59-57
2/7	CALIFORNIA (Pa.)	W	83-59
2/11	at Slippery Rock	L	82-72
2/14	at Clarion	W	74-58
2/16	at Lake Erie	W	76-41
2/18	EDINBORO	W	79-62
2/21	INDIANA (Pa.)	W	69-64
2/26	MERCYHURST	W	73-44
2/28	at Lock Haven	W	88-80
PSAC TOURNAMENT			
3/3	EDINBORO	W	89-75
3/6	CHEYNEY	W	69-50
3/7	KUTZTOWN	W	80-65
NCAA TOURNAMENT			
3/14	PITT-JOHNSTOWN	W	76-53
3/15	ALDERSON BROADDUS	W	67-65
3/17	KUTZTOWN	W	84-73
NCAA QUARTERFINALS			
3/25	CENTRAL MISSOURI*	L	86-77
* Played at Springfield, Mass.			

2009-10 (13-15)

11/21	URBANA	L	73-43
Gary Miller Classic			
11/27</			

All-Time Results - The 2010's

2010-11 (15-11)

Gary Miller Classic	
11/26 CEDARVILLE	W 84-71
11/27 NORTHERN MICHIGAN	W 79-68
12/4 at Urbana	L 79-70
12/7 at Central State	L 78-74
12/18 URBANA	W 70-68
Porreco Cup	
12/29 SETON HILL	W 71-67
12/30 WAYNE ST. (Mich.)	W 61-52
1/3 MILLERSVILLE	W 74-52
1/4 WEST CHESTER	W 96-86
1/8 at Cheyney *	L 85-66
1/9 at Shippensburg	W 85-72
1/12 at Indiana (Pa.)	L 65-45
1/15 LOCK HAVEN	W 70-43
1/19 at Edinboro	L 70-62
1/22 CALIFORNIA (Pa.)	L 72-70
1/26 MERCYHURST (ot)	L 68-64
1/29 at Clarion	W 76-67
2/2 at Slippery Rock	L 69-67
2/5 INDIANA (Pa.)	L 73-58
2/7 CENTRAL STATE	W 64-63
2/9 EDINBORO	L 69-68
2/12 at Lock Haven	W 88-68
2/16 at Mercyhurst	W 79-71
2/19 at California (Pa.)	L 53-50
2/23 SLIPPERY ROCK	W 62-59
2/26 CLARION	W 81-68

* Cheyney later forfeited to Gannon due to ineligible players.

2011-12 (14-12)

11/19 at East Stroudsburg	L 90-89
11/20 at Kutztown	W 80-79
Gary Miller Classic	
11/25 DAEMEN	L 67-65
11/26 ROBERTS WESLEYAN	W 86-61
12/3 at Millersville (ot)	W 98-97
12/4 at West Chester(ot)	L 83-79
12/9 CHEYNEY	W 91-60
12/10 SHIPPENSBURG	W 94-75
Porreco Cup	
12/29 MALONE	W 94-62
12/30 SETON HILL (2ot)	L 103-100
1/6 BLOOMSBURG	W 81-67
1/7 MANSFIELD	W 74-54
1/11 EDINBORO	L 76-72
1/14 at California (Pa.)	L 65-59
1/18 at Mercyhurst	L 62-61
1/21 CLARION	W 81-63
1/25 SLIPPERY ROCK	L 70-63
1/28 at Lock Haven	W 80-49
2/1 INDIANA (Pa.)	L 59-48
2/4 CALIFORNIA (Pa.)	L 68-67
2/8 at Edinboro (ot)	W 77-73
2/11 at Clarion	W 91-80
2/15 MERCYHURST	L 68-65
2/18 LOCK HAVEN	W 85-35
2/22 at Slippery Rock	W 80-73
2/25 at Indiana (Pa.)	L 65-50

2012-13 (22-7)

11/9 vs. Glenville State *	W 70-67
11/10 at Ohio Valley *	W 91-65
Gary Miller Classic	
11/23 ROBERTS WESLEYAN	W 66-45
11/24 DAEMEN	W 65-46
12/1 KUTZTOWN	W 67-56
12/2 EAST STROUDSBURG	L 52-46
12/8 INDIANA (Pa.)	L 72-65
Porreco Cup	
12/14 NOTRE DAME (Ohio)	W 81-66
12/15 VIRGINIA STATE	W 67-42
12/18 at Millersville	W 69-52
12/19 at Shippensburg	W 66-58
1/4 BLOOMSBURG	W 81-55
1/5 MANSFIELD	W 88-64
1/11 at Cheyney	W 85-70
1/12 at West Chester	L 66-64
1/16 at Edinboro	W 86-63
1/19 CALIFORNIA (Pa.)	W 82-59
1/23 MERCYHURST	W 56-42
1/26 at Clarion	W 65-53
1/30 at Slippery Rock	L 69-56
2/2 LOCK HAVEN	W 77-66
2/6 at Indiana (Pa.)	W 57-55
2/9 at California (Pa.)	W 56-53
2/13 EDINBORO	L 67-64
2/16 CLARION	W 67-48
2/20 at Mercyhurst	L 44-36
2/23 at Lock Haven	W 82-69
2/27 SLIPPERY ROCK	W 75-63
PSAC TOURNAMENT	
3/5 SLIPPERY ROCK(ot)	L 62-58

2013-14 (20-10)

11/20 CALIFORNIA (Pa.)	W 59-51
11/23 at Seton Hill	L 56-52
Gary Miller Classic	
11/29 Le MOYNE	L 65-62
11/30 ALDERSON BROADDUS	W 55-54
12/4 at Slippery Rock	W 68-61
12/7 MERCYHURST	L 58-54
Porreco Cup	
12/13 SHEPHERD	L 85-75
12/14 BARTON	W 81-58
12/17 MANSFIELD	W 83-57
12/18 LOCK HAVEN	W 75-62
12/21 at Bloomsburg (ot)	L 67-64
1/3 at East Stroudsburg	L 75-60
1/4 at West Chester	L 73-72
1/8 CHEYNEY #	W 68-41
1/11 at Clarion	W 60-45
1/15 INDIANA (Pa.) (ot)	W 67-61
1/18 at Edinboro	W 71-59
1/22 PITT-JOHNSTOWN	W 72-59
1/29 at California (Pa.)	L 62-59
2/1 SETON HILL	W 66-53
2/5 SLIPPERY ROCK	W 59-56
2/8 at Mercyhurst	W 56-54
2/12 EDINBORO	W 71-54
2/15 at Indiana (Pa.)	W 67-62
2/19 CLARION	W 71-54
2/22 at Pitt-Johnstown	W 75-64
PSAC TOURNAMENT	
3/4 SLIPPERY ROCK (2ot)	W 73-69
3/8 vs. West Chester \$(ot)	L 77-76
NCAA TOURNAMENT	
3/15 vs. Charleston \$	W 66-64
3/16 at East Stroudsburg	L 66-58
# Played at Penn State Behrend (Erie, Pa.)	
\$ Played at East Stroudsburg, Pa.	

2014-15 (23-9)

WACO Center Classic (Glenville, W.Va.)	
11/14 at Glenville State	L 57-51
11/15 vs. Charleston	L 54-52
11/19 SLIPPERY ROCK	W 64-51
11/22 at Mercyhurst	W 46-44
Gary Miller Classic	
11/28 Le MOYNE	L 47-45
11/29 ALDERSON BROADDUS	L 73-66
12/3 CLARION	W 68-54
12/6 INDIANA (Pa.) (ot)	W 61-56
12/13 SHEPHERD	W 74-56
12/16 E. STROUDSBURG(2ot)	W 83-79
12/17 WEST CHESTER	W 55-54
12/20 at Cheyney	W 82-51
1/3 at Millersville (ot)	L 66-61
1/4 at Shippensburg	W 62-50
1/7 KUTZTOWN	W 76-61
1/10 EDINBORO	W 66-48
1/14 at Pitt-Johnstown	L 65-57
1/22 CALIFORNIA (Pa.) (ot)	L 63-58
1/24 at Seton Hill	W 53-51
1/28 at Slippery Rock	W 74-71
1/31 MERCYHURST	W 55-46
2/4 at Edinboro	W 66-61
2/7 at Indiana (Pa.)	L 64-54
2/11 at Clarion	W 78-71
2/14 PITT-JOHNSTOWN	W 66-36
2/18 at Le Moyne	W 70-49
2/21 at California (Pa.) (ot)	W 59-57
2/25 SETON HILL	W 58-45
PSAC TOURNAMENT	
3/3 SLIPPERY ROCK	W 71-45
3/7 KUTZTOWN	W 69-56
3/8 INDIANA (Pa.)	W 69-66
NCAA TOURNAMENT	
3/14 vs. Slippery Rock \$	L 65-57
\$ Played at West Liberty, W.Va.	

2015-16 (7-19)

11/18 at Clarion	L 67-46
11/21 MILLERSVILLE(3ot)	L 75-66
11/22 SHIPPENSBURG	W 70-67
Gary Miller Classic	
11/27 Le MOYNE	W 58-56
11/28 ASHLAND	L 75-59
12/1 INDIANA (Pa.)	L 72-61
12/4 at Lock Haven	L 68-60
12/5 at Bloomsburg	L 79-70
12/12 WHEELING JESUIT	L 89-60
12/16 at Edinboro (2ot)	L 105-102
12/19 PITT-JOHNSTOWN	L 60-56
1/3 at Kutztown	L 80-49
1/6 MANSFIELD	W 80-67
1/13 at California (Pa.)	L 56-54
1/16 SETON HILL	L 69-62

1/20 at Mercyhurst	L 48-37
1/23 SLIPPERY ROCK	W 71-66
1/27 EDINBORO	L 74-61
1/30 at Indiana (Pa.)	L 79-67
2/3 CLARION	W 71-56
2/6 at Pitt-Johnstown(ot)	W 80-79
2/10 at Seton Hill	L 59-57
2/13 at Le Moyne	L 68-54
2/17 CALIFORNIA (Pa.)	W 77-68
2/20 at Slippery Rock	L 65-57
2/24 MERCYHURST	L 76-47

2016-17 (18-10)

11/19 at West Chester	L 73-63
11/20 at Cheyney	W 81-48
Gary Miller Classic	
11/25 LAKE ERIE	W 83-77
11/26 OHIO DOMINICAN	L 66-56
12/3 LOCK HAVEN	W 81-70
12/4 BLOOMSBURG	W 79-66
12/7 BOWIE STATE	W 81-67
12/10 EAST STROUDSBURG	L 88-81
12/18 at Wheeling Jesuit	L 65-63
12/30 at Indiana (Pa.)	L 64-57
1/3 CALIFORNIA (Pa.) (ot)	W 93-88
1/6 SETON HILL (2ot)	W 83-73
1/9 at Pitt-Johnstown(ot)	W 105-97
1/11 at Edinboro	W 80-69
1/14 CLARION (2ot)	W 110-104
1/18 at Mercyhurst (ot)	W 78-73
1/21 at Mansfield	W 81-76
1/25 SLIPPERY ROCK	W 57-54
1/28 INDIANA (Pa.)	L 72-62
2/1 PITT-JOHNSTOWN	W 71-70
2/4 at Seton Hill	L 71-65
2/8 at California (Pa.)	W 74-67
2/11 at Clarion	W 80-60
2/15 EDINBORO	L 78-77
2/18 at Slippery Rock	L 71-67
2/25 MERCYHURST	W 82-76
PSAC TOURNAMENT	
3/1 PITT-JOHNSTOWN	W 77-67
3/4 vs. Kutztown \$(ot)	L 91-85
\$ Played at Indiana, Pa.	

2017-18 (22-10)

11/10 vs. Wheeling Jesuit (ot)	L 81-74
11/11 at Shepherd	W 79-69
11/18 West Chester	L 52-44
11/19 Cheyney	W 80-48
11/24 W.V. Wesleyan	W 78-59
11/25 N. Michigan	W 65-62
11/29 at Bowie State (ot)	L 63-59
12/02 at Shippensburg	L 65-48
12/03 at Kutztown	L 67-62
12/09 at East Stroudsburg	W 71-64
12/19 Notre Dame (Ohio)	W 88-63
1/3 at California (Pa.)	W 69-66
1/6 at Pitt-Johnstown	W 73-69
1/8 Seton Hill	W 75-60
1/10 Edinboro	W 83-69
1/13 at Clarion	W 87-65
1/17 Mercyhurst	W 61-52
1/20 Millersville	W 86-60
1/24 at Slippery Rock	L 72-61
1/27 Pitt-Johnstown	W 72-62
1/31 at Seton Hill	L 74-70
2/3 at Indiana (Pa.)	L 74-66
2/7 California (Pa.)	W 75-63
2/10 at Edinboro	W 72-71
2/12 Indiana (Pa.)	W 75-66
2/17 at Mercyhurst	W 58-50
2/21 Clarion	W 84-68
2/24 Slippery Rock	W 72-68
PSAC TOURNAMENT	
2/28 vs. Slippery Rock	W 77-70
3/3 vs Shippensburg	W 80-71
3/4 at East Stroudsburg	L 89-67
NCAA TOURNAMENT	
3/10 at East Stroudsburg	L 78-69

2018-19 (11-18)

11/9 vs. Wheeling Jesuit	W 90-75
11/10 at Shepherd (ot)	L 66-60
11/23 Fayetteville St.	W 70-62
11/24 Michigan Tech	L 50-43
11/28 Bowie State	L 56-47
12/1 at Bloomsburg	L 66-62
12/2 at Mansfield (ot)	W 70-62
12/8 Lock Haven	L 60-57
12/15 at Notre Dame (Ohio)	L 73-59
12/18 Shippensburg	L 72-57
12/19 Kutztown	L 59-56
1/2 at Indiana (Pa.)	L 78-57
1/5 California (Pa.)	L 72-57
1/9 Pitt-Johnstown	W 64-61

1/12 at Seton Hill	W 69-61
1/16 at Edinboro	W 87-79
1/21 Clarion	W 66-48
1/23 at Mercyhurst	L 51-35
1/26 at Millersville	L 56-46
1/30 Slippery Rock	W 82-74
2/2 at Pitt-Johnstown	L 76-65
2/6 Seton Hill	L 68-65
2/9 Indiana (Pa.)	L 78-63
2/13 at California (Pa.) (ot)	W 70-69
2/16 Edinboro (ot)	L 74-67
2/23 Mercyhurst	L 63-58
2/27 at Clarion	W 64-36
3/2 at Slippery Rock	L 73-55
PSAC TOURNAMENT	
3/4 at Pitt-Johnstown	L 70-60

ALL-AMERICANS

- 1962** Willie Alford (Little All-America Honorable Mention)
Al Lawson (Little All-America Honorable Mention)
- 1963** Al Lawson (NAIA Honorable Mention)
- 1964** Al Lawson (NAIA Honorable Mention)
- 1967** Glen Summors (Small College Honorable Mention)
- 1968** Glen Summors (NAIA Second Team, AP Third Team)
- 1971** Glen Summors (NABC Second Team, UPI Second Team, Associated Press Honorable Mention, NAIA Honorable Mention)
- 1974** Gerald Walker (Little All-America Third Team)
- 1984** Butch Warner (NABC First Team)
- 1997** Troy Nesmith (NABC Second Team)
- 1998** Troy Nesmith (NABC First Team, Daktronics First Team, *Basketball Times* Player of the Year)
- 2001** Javar Cheatham (Daktronics First Team, NABC Second Team, *Division II Bulletin* Second Team)
- 2008** Kyle Goldcamp (*Street & Smith's* Preseason Honorable Mention)
- 2014** Adam Blazek (NABC First Team, *Division II Bulletin* Honorable Mention)
- 2015** Adam Blazek (*Division II Bulletin* Honorable Mention, Sporting News Preseason Honorable Mention)

ACADEMIC ALL-AMERICANS

- 1998** Troy Nesmith (Second Team)
- 2007** Aurimas Truskauskas (First Team)
- 2009** Kyle Goldcamp (Second Team)
- 2017** Matthew Dogan (Third Team)

ACADEMIC ALL-DISTRICT (SINCE 2003)

- 2007** Aurimas Truskauskas (ESPN The Magazine First Team)
- 2009** Kyle Goldcamp (ESPN The Magazine First Team)
- 2011** Tanner Furno (Capital One Third Team)
- 2012** Tanner Furno (Capital One First Team)
- 2014** Adam Blazek (Capital One First Team)
- 2015** Adam Blazek (Capital One First Team)

ATLANTIC REGION COACH OF THE

- 2009** - John T. Reilly (NABC)
- 2015** - John T. Reilly (NABC)


ALL-REGION SELECTIONS (SINCE 2008)

- 2008** Vince Mosley (NABC First Team, Daktronics Second Team)
Kyle Goldcamp (NABC Second Team)
- 2009** Kyle Goldcamp (Daktronics Second Team)
- 2013** Darrell Blanton (NABC Second Team)
- 2014** Adam Blazek (Daktronics First Team, NABC First Team)
- 2015** Adam Blazek (Daktronics First Team, NABC First Team)

MISCELLANEOUS AWARDS

NCAA DIVISION II ATLANTIC REGIONAL MOST OUTSTANDING PLAYER

2009 - Kyle Goldcamp



Kyle Goldcamp
2009 Academic All-American & PSAC
Pete Nevins Scholar-Athlete of the

NCAA DIVISION II ALL-STAR GAME

- 1998** - Troy Nesmith
- 2008** - Vince Mosley
- 2015** - Adam Blazek

PSAC AWARDS

ALL-PSAC

- 2017** Matthew Dogan (1st Team)
Zay Jackson (Second Team)
- 2015** Adam Blazek (1st Team)
Girbran Smith (1st Team)
Raphell Thomas-Edwards (Second Team)
- 2014** Adam Blazek (1st Team)
Raphell Thomas-Edwards (2nd Team)
- 2013** Darrell Blanton (1st Team)
- 2012** Darrell Blanton (1st Team)
Adam Blazek (2nd Team)
- 2010** George Johnson (First Team)
- 2009** Pierre Howard (First Team)
Joe Lindsey (First Team)

PSAC WESTERN DIVISION PLAYER OF THE YEAR

- 2014** Adam Blazek

PSAC WESTERN DIVISION DEFENSIVE PLAYER OF THE YEAR

- 2015** A'Darius Porter
- 2014** C.J. Oldham

PSAC WESTERN DIVISION FRESHMAN OF THE YEAR

- 2012** Adam Blazek
- 2011** Stephen Battle
- 2010** Tanner Furno

PSAC WESTERN DIVISION COACH OF THE YEAR

- 2014** John T. Reilly
- 2013** John T. Reilly

PSAC PETE NEVINS SCHOLAR-ATHLETE OF THE YEAR

- 2009** Kyle Goldcamp

PSAC TOP 10 AWARD WINNER

- 2015** Adam Blazek
- 2014** Adam Blazek
- 2009** Kyle Goldcamp

PSAC CHAMPION SCHOLAR

- 2014** C.J. Oldham

MECC AWARDS

ALL-MECC

- 1991** Darryl Freeman (First Team) | Derrick Price (Second Team)
- 1990** Darryl Freeman (First Team) | Andy Adams (Second Team)
- 1989** Chris Hollan (First Team) | Cass Wright (Second Team)
- 1988** Mitchell Smith (First Team) | James Jamison (Second Team)
David Morris (Second Team) | John Bowen (Second Team)
Roland Shannonhouse (Second Team)
- 1987** Mitchell Smith (First Team) | Mike Runski (Second Team)
John Matthews (Second Team)
- 1986** Juan Rodriguez (First Team) | John Matthews (First Team)
- 1985** Mike Runski (Second Team)
Juan Rodriguez (First Team)
Butch Warner (First Team) | Mike Runski (First Team)

MECC PLAYER OF THE YEAR

- 1985** Harold "Butch" Warner

MECC COACH OF THE YEAR

- 1990** Bob Dukiet
- 1987** Tom Chapman

GLIAC AWARDS

ALL-GLIAC

- 2008** Kyle Goldcamp (First Team) | Vince Mosley (First Team)
- 2007** Aurimas Truskauskas (Second Team)
- 2006** Aurimas Truskauskas (Second Team)
- 2005** Geoff Husted (First Team)
Matt Jones (Second Team) | Shelby Chaney (Second Team)
- 2004** Geoff Husted (First Team)
Brandon Andrews (Second Team)
- 2003** Josh Morgan (First Team) | Marc Sturdivant (Second Team)
Geoff Husted (Second Team)
- 2002** Josh Morgan (First Team)
- 2001** Javar Cheatham (First Team) | Josh Morgan (Second Team)
- 2000** Javar Cheatham (First Team)
Rich Bush (First Team) | Zaid Al-Khas (First Team)
- 1999** Steve Moyer (First Team) | Tony Lyons (First Team)
- 1998** Troy Nesmith (First Team)
Steve Moyer (Second Team) | Tony Lyons (Second Team)
- 1997** Troy Nesmith (First Team) | Steve Moyer (Second Team)

GLIAC PLAYER OF THE YEAR

- 2000** Javar Cheatham
- 1998** Troy Nesmith

GLIAC ALL-DEFENSIVE TEAM

- 2008** Joe Lindsey (First Team)
Kyle Goldcamp (First Team)
- 2006** Aurimas Truskauskas (First Team)
- 2005** Joe Rivera (First Team)
- 2004** Demondi Johnson (First Team)
- 2003** Marc Sturdivant (First Team)
- 2002** Camara Mintz (First Team)
- 2001** Javar Cheatham (First Team)
- 2000** Javar Cheatham (First Team)
- 1999** Aaron Garrity (First Team)
- 1998** Troy Nesmith (First Team)
- 1997** Troy Nesmith (First Team)


GLIAC COACH OF THE YEAR

- 2000** Jerry Slocum



11 GEORGE HESCH 1951-55


The native of Warren, Pennsylvania is a former player and coach for the Golden Knights. Hesch, a 5'11" guard, currently ranks 16th in all-time scoring with 1,308 points. He was the first Knight to score 1,000 career points. He was his team's leading scorer as a junior (1953-54) and senior (1954-55), averaging 16.4 and 20.1 points respectively. Hesch twice scored 34 points in a game. "Ace", as he was known, returned to coach the Golden Knights from 1961-63, compiling a 29-21 record in his two seasons. His 1961-62 squad finished 16-9, and his 1962-63 team went 13-12. A member of the Gannon Hall of Fame, Hesch has also been elected for the Northwestern Pennsylvania Hall of Fame. Hesch remained a member of the Gannon family later in his life, serving as a faculty member in the School of Sciences.



13 GLEN SUMMORS 1967-72

The exploits of Glen Summors are legendary. The native of Brooklyn, New York stands third in all-time scoring with 1,822 points, an average of 19.2 points per game. A 6'8" center, he is Gannon's all-time leading rebounder, with his figures of 1,819 total rebounds for an average of 19.1 per game likely never to be broken. He holds the single-game rebounding record with 32 against Central Connecticut State on February 19, 1968. In all, Summors pulled down 20-or-more rebounds in 37 of his 95 career games.


In addition, he scored 30-or-more points nine times. Summors led the Knights in both scoring and rebounding in 1967-68, 1968-69 and 1971-72. He averaged 17.2 points and 18.7 rebounds during the 1968-69 campaign, a season in which the Knights finished 24-6 and advanced to the second round of the NAIA National Championship. He was drafted by teams in both the NBA and ABA.



35 BUTCH WARNER 1981-85

Butch Warner is the only Golden Knight to top 2,000 career points, completing his illustrious career with 2,090 points, an average of 18.2 ppg. The 6'3" guard from Atlantic City, New Jersey was Gannon's leading scorer in 1983-84 and 1984-85, averaging a school-record 24.0 points as a senior, with a school-record 743 points. In addition, he also paced the Knights in assists his final three years, and ranks fifth in career assists with 378.

Warner scored 30-or-more points 12 times. He helped lead the Knights to NCAA Tournament appearances in 1983-84 and 1984-85.




45 GERALD WALKER

If Glen Summors was the player of the 60s, and Butch Warner was the player of the 80s, then Gerald Walker was the player of the 70s. The 6'6" forward from Aliquippa, Pennsylvania stands as Gannon's second all-time scorer with 1,979 points and third career rebounder with 1,027. In 105 career games wearing the Maroon and Gold, "Bad News" averaged 18.8 points and 9.8 rebounds. His best season statistically came in 1972-73, when he averaged 23.7 points and 12.5 rebounds.

Walker led the Knights in scoring his final three seasons, and was the top rebounder as a sophomore and junior. As a senior, he led the 1974-75 team to a 25-4 record and a spot in the NCAA Quarterfinals, as the Knights won the East Regional.

ALL-TIME CHAMPIONSHIPS

- 1969** NAIA District 18 Tournament
- 1975** NCAA Division II East Regional
- 1984** MECC Tournament
- 1986** MECC Tournament
- 1987** NCAA Division II East Regional
- 1988** NCAA Division II East Regional
- 1990** NCAA Division II East Regional | MECC Tournament
- 2009** NCAA Division II Atlantic Regional | PSAC Tournament | PSAC Western Division Regular-Season
- 2014** PSAC Western Division Regular-Season
- 2015** PSAC Tournament | PSAC Western Division Regular-Season



ALL-TIME WINNINGEST TEAMS NCAA DIVISION II (MINIMUM 25 SEASONS OF COMPETITION)

Team	Years	Won	Lost	Pct.
1. MSU Denver	35	757	305	.713
2. Embry-Riddle (FL)	30	695	287	.708
3. Jefferson	100	1470	640	.697
4. Virginia Union	81	1391	639	.685
5. Southern Ind.	50	990	460	.683
6. Queens (NC)	30	599	293	.672
7. Ky. Wesleyan	112	1601	825	.660
8. Bentley	6+	1005	543	.649
9. Southern N.H.	56	1030	561	.647
10. Central Wash.	118	1743	953	.647
11. Indiana (PA)	92	1382	756	.646
12. McKendree	111	1710	945	.644
13. Northern State	117	1679	938	.642
14. Findlay	109	1395	782	.641
15. Fairmont State	96	1605	905	.639
16. Drury	111	1625	917	.639
17. Azusa Pacific	72	1356	766	.639
18. Central Mo.	114	1709	979	.636
19. Gannon	75	1265	727	.635
20. Barton	35	536	310	.634
21. Okla. Christian	59	1126	653	.633
22. Fort Hays State	111	1597	927	.632
23. Fla. Southern	96	1442	839	.632
24. St. Mary's (TX)	65	1156	680	.630
25. Concordia (CA)	38	750	448	.623
26. Oakland City	44	628	375	.626
27. St. Cloud State	97	1385	837	.623
28. Saint Rose	46	807	488	.623
29. Alas. Anchorage	44	765	465	.622
30. Mount Olive	29	524	319	.622



I chose
Division II