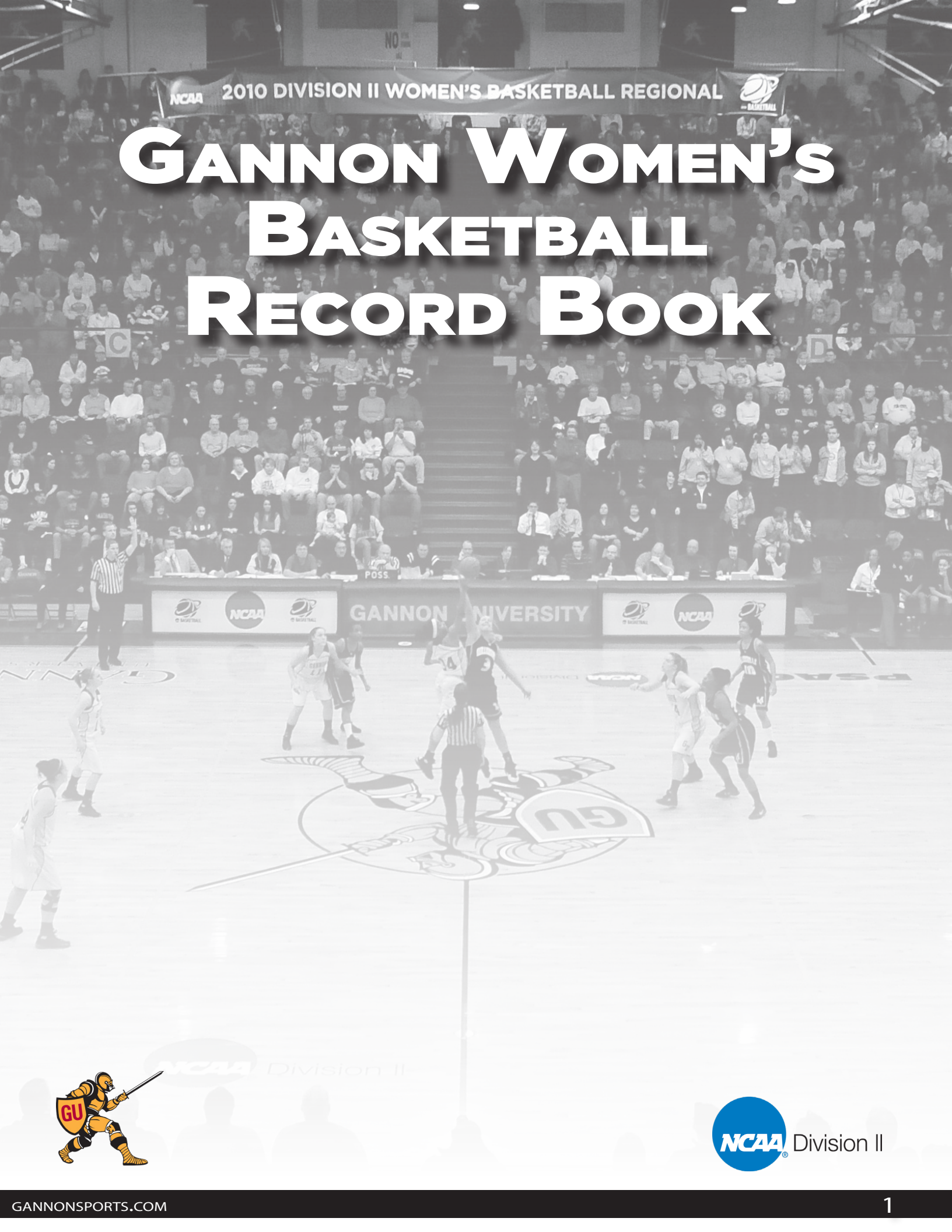


NCAA 2010 DIVISION II WOMEN'S BASKETBALL REGIONAL

GANNON WOMEN'S BASKETBALL RECORD BOOK



GANNON UNIVERSITY

NCAA Division II



Table of Contents

Gannon Basketball.....	1
2019-20 Quick Facts / Phone Directory	2
Media Information / Coverage	3

2018-19 OPPONENTS

Series Results vs. 2017-18 Opponents	4-6
--	-----

HAMMERMILL CENTER

All-Time Home Records	7
-----------------------------	---

ALL-TIME RECORDS

Individual / Team Records	8
30-Point Club / Retired Numbers.....	9
All-Time Career Records.....	10-12
All-Time Single-Season Records.....	12-14

GANNON BASKETBALL HISTORY

The Scoring Fab Five.....	15
All-Time Coaches / Year-by-Year Records	16
Miscellaneous Records	17
All-Time Letterwinners.....	18-19
All-Time Records vs. All Opponents	20-21
All-Time Results	22-26
NCAA Tournament Appearances	27
All-Time Coaching Awards.....	27
All-Time Postseason Awards	28
All-Time Championships	29
All-Time Conference Awards.....	29

GANNON FACTS

Location.....University Square, Erie, Pa. 16541
Founded.....1925
Enrollment.....4,149
Nickname.....Lady Knights
School Colors.....Maroon and Gold
Affiliation.....NCAA Division II
Conference.....Pennsylvania State Athletic Conference (PSAC)
PSAC Website.....www.psacsports.org
Home Court (Capacity).....Hammermill Center (2,800)
Athletic Department Phone.....(814) 871-7416
Athletic Department Fax.....(814) 871-7575
Gannon Website.....www.gannonsports.com
Press Table Phone.....(814) 871-7424
Visiting Radio Co-Op Line.....(814) 871-7326

President.....Keith Taylor, Ph.D.
Office Phone.....(814) 871-7609

Faculty Representative.....Jason Wick
Office Phone.....(814) 871-7128
Email.....wick004@gannon.edu

Director of Athletics.....Lisa Goddard McGuirk
Office Phone.....(814) 871-7416
Email.....mcguirk001@gannon.edu

Associate Director of Athletics.....Dan Teliski
Office Phone.....(814) 871-7126
Email.....teliski002@gannon.edu

Assistant Director of Athletics for Business & Finance/SWAKathy MacMurdy
Office Phone.....(814) 871-7476
Email.....macmurdy001@gannon.edu

BASKETBALL STAFF

Head Coach.....Cleve Wright
Record at Gannon.....233-100, 11 years
Career Record.....268-187, 15 years
Office Phone.....(814) 871-7419
Email.....wright026@gannon.edu
Basketball Office Fax.....(814) 871-5349

Assistant Coach.....Kelsey Key (First Season)
Office Phone.....(814) 871-5811
Email.....key005@gannon.edu

Assistant Coach.....Alison Bouman (First Season)
Office Phone.....(814) 871-5791
Email.....bouman001@gannon.edu

TEAM INFORMATION

Gannon's 2018-19 Record.....14-17
PSAC Record / Finish.....9-12 / 6th place - PSAC West
Lettermen Returning / Lost.....12/3
Starters Returning / Lost.....3/2

ATHLETICS COMMUNICATIONS

Assistant Director of Athletics for Media Relations:.....Dave Rung
Office Phone/Cell Phone.....(814) 871-7418/(717) 991-9076
Email.....rung001@gannon.edu

Assistant Director of Athletics Media Relations.....Kayla Peterson
Office Phone/Cell Phone.....(814) 871-7927/(815) 354-8958
Email.....peterson060@gannon.edu

Assistant Director of Athletics Media Relations.....TBA
Office Phone/Cell Phone.....(814) 871-7927 / TBA
Email.....TBA

ATHLETIC TRAINING / MEDICAL

Head Athletic Trainer.....Andrea Roth
Office Phone.....(814) 871-5300
Email.....roth031@gannon.edu

Assistant Athletic Trainer.....Katie Fischbach
Office Phone.....(814) 871-5301
Email.....fischbac001@gannon.edu

Assistant Athletic Trainer.....James Ruby
Office Phone.....(814) 871-5301
Email.....ruby003@gannon.edu

Team Physician.....Dr. Laura McIntosh, MD
Office Phone.....(814) 835-8085

On behalf of the Sports Information Office, thank you for your coverage of Lady Knights' basketball. This press guide has been assembled for sports journalists covering Gannon basketball and visitors looking at Gannon basketball for the first time.

MEDIA SERVICES

All requests for working credentials, special features, complimentary tickets, interviews and photographs should be directed to:

David Rung
Assistant Director of Athletics for Media Relations
Gannon University,
109 University Square
Erie, PA 16541
Office: (814) 871-7418
Cell: (717) 991-9076
Fax: (814) 871-7575

CREDENTIALS

All media credentials should be arranged by writing or calling the Gannon Sports Information Office, preferably one week in advance. *All credentials will be limited to working press only, and will be evaluated on a first-come, first-served basis up to the press table capacity.*

PRESS TABLE

Gannon's working facilities are located on the west side (bench side) of the Hammermill Center. Space is limited and credentials are issued on a first-come, first-served basis. Space is available for one visiting radio station.

PHOTOGRAPHERS

Credentials for sideline photography should be requested in writing per credentials guidelines. Photography credentials are issued to media and department photographers only. Photographers must remain off the court at all times.

SERVICES

Working media and scouts will be supplied with media guides, gameday programs, and pre-game notes and statistics. Complete halftime statistics will be available, with a complete statistics package and play-by-play provided at the completion of the contest

RADIO

Permission to broadcast must be obtained from the Director of Athletics Media Relations at least two weeks in advance of the game. Space to accommodate one visiting radio station is available. Gannon provides a courtesy telephone line for visiting radio stations free of charge. The courtesy line number is (814) 871-7326.

TELEVISION

Special arrangements must be made with the Director of Athletics.

INTERVIEWS

All requests for interviews with student-athletes and coaches **must** be made through the SID Office and not through the student-athletes. No interviews will be granted prior to any contest. Post-game interviews

NEWSPAPERS

CLEVELAND PLAIN DEALER
Sports Department
Phone: (216) 999-4370
Fax: (216) 999-6276

ERIE TIMES-NEWS
Jeff Kirik
Phone: (814) 870-1700
Fax: (814) 870-1808

MEADVILLE TRIBUNE
Pete Chiodo
Phone: (814) 724-6370
Fax: (814) 724-8755

PITTSBURGH POST-GAZETTE
Sports Department
Phone: (412) 263-1621
Fax: (412) 263-1926

PITTSBURGH TRIBUNE
Sports Department
Phone: (724) 690-8040
Fax: (412) 320-7964

THE KNIGHT
Sports Editor
Phone: (814) 871-7294

TELEVISION STATIONS

WICU-TV (NBC)
Gary Drapcho
Phone: (814) 454-3500
Fax: (814) 459-3500

WJET-TV (ABC)
Craig Smylie
Phone: (814) 868-2424
Fax: (814) 864-1704

WSEE-TV (CBS)
Gary Drapcho
Phone: (814) 454-3500
Fax: (814) 459-3500

KDKA-TV (CBS)
Sports Department
Phone: (412) 575-2449
Fax: (412) 575-2821

WPXI-TV (NBC)
Sports Department
Phone: (412) 237-1212
Fax: (412) 237-4900

WTAE-TV (ABC)
Sports Department
Phone: (412) 244-4656
Fax: (412) 244-4628

RADIO STATIONS

90.5 WERG
Phone: (814) 871-5841

FOX SPORTS RADIO 1330
THE FAN
Sports Department
Phone: (814) 461-1000
Fax: (814) 874-0011

WJET - AM NEWS TALK
1400
Sports Department
Phone: (814) 461-1000
Fax: (814) 874-0011

SPORTS RADIO AM 1260
THE SCORE
Sports Director
Phone: (814) 868-5355

WIRE SERVICES

THE ASSOCIATED PRESS
Alan Robinson
Phone: (412) 281-3747
Fax: (412) 281-1869

SPORTSTICKER
Daryl Fein
Phone: (201) 309-1300
Fax: (201) 336-0383

will follow a 10-minute "cooling off" period after the game and will take place in the basement of the Hammermill Center. A member of the Sports Information Office will bring players and coaches of the media's selection to the post-game interview session. All weekday interviews will take place before or after practice unless otherwise arranged differently.

PRIVACY RESTRICTIONS

The Health Insurance Portability and Accountability Act (HIPAA) went into effect on April 14, 2003. Although the law was not initially intended for collegiate athletics, the law holds the University liable for its intent. Thus, Gannon University will not be allowed to comment on any health-related questions concerning our student-athletes. This pertains to coaches, student-athletes, the Director of Athletics Media Relations, the athletic training staff or anyone associated with Gannon University. We ask that you please don't ask questions concerning any injuries or health-related issues. All Gannon personnel have been instructed to answer those types of questions with the following response. "Considering the HIPAA law, University policy does not allow me to discuss that." If you have any questions regarding the HIPAA law and Gannon's policy, feel free to call Director of Athletics Media Relations Dan Teliski at 871-7418.

CREDITS

The 2019-20 Gannon University women's basketball record book is a publication of the Gannon Sports Information Department. The record book was produced by the Gannon Press and printed by Tim

Natale of the Gannon Press. The design, layout, and typesetting was produced by Dan Teliski and former Assistant Director of Athletics Media Relations Katie Botsis with Adobe InDesign. The cover was designed by Dan Teliski with the assistance of Katie Botsis. Special thanks to Matt Mead Photography LLC, Joe Mattis, Doug Zimmerman, Mike Gallagher and Dave Medvec for their photography contributions. The 2008-09 Gannon women's basketball media guide was ranked No. 5 in the nation among NCAA Division II schools. The guide was rated second in 2006-07, 10th in 2003-04 and 11th in 2004-05. It was ranked No. 1 in the region by the College Sports Information Directors Association of America (CoSIDA) four times during a seven-year period (2005-11).

LADY KNIGHTS ON THE RADIO

Every Gannon University home basketball game and PSAC road game during the 2017-18 season can be heard live on the radio. Jet Radio 1400 will cover all PSAC road contests and 90.5 WERG will broadcast all home games. All broadcasts can be heard live via the Internet at <http://www.wergfm.com>.

LADY KNIGHTS ON THE INTERNET

A live video broadcast of all Gannon home games can be accessed at <https://portal.stretchinternet.com/gannon>. The video broadcast is free of charge. Live audio for all games during the 2017-18 season be heard at <http://www.wergfm.com>. Live gameday statistics will also be available for all home games at <http://www.sidearmstats.com/gannon/wball>.

2019-20 Opponent Series

BLOOMSBURG

Gannon Leads: 8-3
Home: 4-0 Away: 3-2 Neutral: 1-1

2008-09	Away	W	79-52
2009-10	Home	W	93-55
2011-12	Home	W	63-53
2012-13	Home	W	72-68
	Away	L	# 74-57
2013-14	Away	W	65-63
	Neutral	W	# 57-51
2014-15	Neutral	L	@ 81-76
2015-16	Away	W	82-63
2016-17	Home	W	* 71-63
2018-19	Away	L	56-41

BOWIE STATE

Series tied 2-2
Home: 1-1 Away: 0-1 Neutral: 1-0

1992-93	Home	W	81-51
2009-10	Neutral	W	65-60
2010-11	Away	L	70-52
2018-19	Home	L	59-46

CALIFORNIA (Pa.)

California (Pa.) leads 23-20
Home: 15-5 Away: 5-15 Neutral: 0-2

1981-82	Neutral	L	74-66
1982-83	Away	W	76-72
1983-84	Home	W	68-62
1984-85	Away	L	73-69
1988-89	Home	W	84-74
1989-90	Away	L	93-72
1990-91	Home	L	82-81
1991-92	Away	L	83-60
1992-93	Home	W	86-74
1993-94	Away	L	88-73
1994-95	Home	W	82-74
1997-98	Home	W	81-63
1998-99	Away	W	65-63
2002-03	Away	L	81-49
2005-06	Neutral	L	60-54
2008-09	Away	L	68-56
	Home	W	78-74
	Away	L	@ 64-40
2009-10	Home	W	* 75-72
	Away	W	72-61
	Home	W	# 77-68
2010-11	Home	L	86-61
	Away	L	71-62
2011-12	Away	L	72-63
	Home	W	92-76
2012-13	Home	W	65-53
	Away	L	81-73
	Home	W	# 77-50
	Home	W	@ 50-47
2013-14	Home	W	73-64
	Away	W	65-57
	Home	W	# 62-57
2014-15	Home	W	71-63
	Away	W	* 69-63
	Away	L	# 66-53
2015-16	Away	L	64-58
	Home	L	83-78
2016-17	Home	L	87-56
	Away	L	88-68
2017-18	Away	L	71-53
	Home	L	62-50
2018-19	Home	L	69-55
	Away	L	79-45

CLARION

Gannon leads 40-15
Home: 19-7 Away: 17-8 Neutral: 4-0

1975-76	Away	L	74-48
	Home	L	95-60
1976-77	Away	L	77-28
	Home	L	62-26
1977-78	Home	W	65-61
	Away	L	60-58
1978-79	Home	W	79-67

1979-80	Neutral	W	65-60
	Away	W	58-57
1980-81	Neutral	W	83-67
	Home	W	73-58
1981-82	Away	W	69-50
1982-83	Neutral	W	72-56
	Home	W	84-51
1983-84	Away	L	62-60
1984-85	Home	W	80-55
1985-86	Away	W	69-62
1986-87	Home	W	86-74
1988-89	Away	W	90-48
	Home	W	80-59
1989-90	Away	W	73-71
	Home	W	64-57
	Away	L	61-58
1990-91	Away	L	81-69
1991-92	Home	L	81-60
1992-93	Home	L	93-78
	Away	L	91-53
1993-94	Home	L	97-93
	Away	L	85-63
1994-95	Away	W	* 66-63
	Home	L	72-50
2001-02	Home	W	81-62
2005-06	Neutral	W	69-67
2008-09	Home	W	77-62
	Away	W	69-63
2009-10	Away	W	77-54
	Home	W	91-70
2010-11	Away	W	80-66
	Home	W	93-58
2011-12	Home	W	72-58
	Away	W	81-60
2012-13	Away	W	68-47
	Home	W	79-59
2013-14	Away	W	68-47
	Home	W	73-33
2014-15	Home	W	72-45
	Away	W	79-44
2015-16	Away	W	73-59
	Home	W	77-57
2016-17	Home	L	75-71
	Away	W	* 73-68
2017-18	Away	W	50-46
	Home	W	73-50
2018-19	Home	W	62-53
	Away	W	50-48

EAST STROUDSBURG

Gannon leads 9-3
Home: 4-1 Away: 3-2 Neutral: 2-0

1981-82	Neutral	W	82-71
1986-87	Neutral	W	68-65
1993-94	Home	L	89-74
1994-95	Away	L	52-51
2008-09	Home	W	88-56
2009-10	Away	W	85-52
2011-12	Away	W	77-59
2012-13	Home	W	78-68
2013-14	Away	W	67-48
2014-15	Home	W	72-49
2016-17	Home	W	83-71
2017-18	Away	L	54-49

EDINBORO

Edinboro leads 27-23
Home: 13-16 Away: 11-19 Neutral: 0-1

1974-75	Home	L	109-42
1975-76	Away	L	129-31
1976-77	Home	L	120-22
1977-78	Away	L	105-69
1978-79	Home	L	92-60
1979-80	Away	L	88-73
	Home	L	70-61
1980-81	Away	L	73-68
1981-82	Home	W	67-57
1982-83	Away	L	72-57
1983-84	Home	W	75-61
1984-85	Away	W	63-50
1985-86	Home	L	66-56

1986-87	Away	W	63-52
	Home	W	73-54
1987-88	Home	W	74-66
	Away	W	85-67
1988-89	Away	L	79-61
	Home	W	78-71
1989-90	Home	L	93-71
1990-91	Away	W	83-80
1991-92	Home	L	97-65
	Away	L	91-77
1992-93	Away	L	80-64
	Home	L	78-71
1993-94	Away	L	91-74
	Home	L	61-48
1994-95	Away	L	* 71-59
	Home	W	98-87
1995-96	Away	L	67-60
1996-97	Away	W	80-78
2002-03	Away	L	80-72
2003-04	Home	L	89-75
2004-05	Away	W	63-62
2007-08	Home	W	89-64
2008-09	Away	W	71-50
	Home	W	81-69
2009-10	Home	W	79-67
	Away	W	80-72
	Home	W	# 81-67
2010-11	Away	L	67-61
	Home	L	78-73
2011-12	Home	L	72-62
	Away	L	74-57
2012-13	Away	L	65-52
	Home	W	71-62
2013-14	Away	L	* 75-72
	Home	L	69-57
	Away	L	@ 86-76
	Neutral	L	# 77-69
2014-15	Home	W	76-70
	Away	L	* 55-54
2015-16	Away	W	75-55
	Home	W	60-48
2016-17	Away	L	83-54
	Home	L	69-40
2017-18	Home	L	87-53
	Away	L	63-42
2018-19	Away	W	71-57
	Home	L	79-66

ELIZABETH CITY STATE

Gannon Leads 2-0
Home: 1-0 Away: 0-0 Neutral: 1-0

2017-18	Neutral	W	68-50
2018-19	Home	W	* 97-89

FAIRMONT STATE

Gannon Leads 6-1
Home: 3-0 Away: 2-1 Neutral: 1-0

1993-94	Away	L	70-58
1994-95	Home	W	75-55
1995-96	Away	W	79-61
1996-97	Home	W	83-73
2008-09	Neutral	W	71-65
2009-10	Home	W	@ 92-65
2018-19	Away	W	80-63

FINDLAY

Gannon leads 14-11
Home: 8-5 Away: 6-6 Neutral: 0-0

1992-93	Home	L	77-69
1997-98	Away	L	77-72
	Home	L	** 81-75
1998-99	Home	L	* 88-86
	Away	L	63-52
1999-00	Away	L	77-60
	Home	W	* 70-66
2000-01	Away	L	82-69
	Home	W	76-68
2001-02	Home	W	79-64
	Away	L	* 72-65
2002-03	Away	W	56-51

2003-04	Home	W	64-50
	Home	W	67-58
	Away	W	77-73
2004-05	Away	W	71-61
	Home	W	65-41
2005-06	Away	W	68-60
	Home	L	69-64
2006-07	Home	W	87-79
	Away	W	68-66
2007-08	Home	W	72-56
	Away	W	85-80
2016-17	Away	L	56-47
2017-18	Home	L	73-55

INDIANA (Pa.)

Indiana (Pa.) leads 23-18
Home: 10-10 Away: 5-15 Neutral: 1-0

1979-80	Away	L	77-56
1980-81	Home	W	82-70
1981-82	Away	W	81-65
1983-84	Home	W	68-65
1986-87	Away	L	74-66
1987-88	Home	W	71-55
1988-89	Away	L	77-68
1989-90	Home	L	87-79
1990-91	Away	L	97-72
1991-92	Home	L	** 93-92
1992-93	Away	L	73-62
1993-94	Home	L	86-76
1994-95	Away	W	52-48
2005-06	Away	L	71-59
2008-09	Away	L	65-52
	Home	W	65-48
	Home	L	# 64-60
	Neutral	W	@ * 69-65
2009-10	Home	W	75-59
	Away	W	69-48
2010-11	Away	L	79-61
	Home	L	62-56
2011-12	Home	W	71-40
	Away	L	69-64
	Home	L	# * 71-68
2012-13	Home	W	69-58
	Away	W	60-52
	Home	W	@ 64-46
2013-14	Home	W	78-69
	Away	W	73-64
2014-15	Away	L	74-51
	Home	L	74-53
2015-16	Home	W	81-66
	Away	L	53-47
	Away	L	# 75-70
2016-17	Away	L	71-48
	Home	L	62-57
2017-18	Away	L	45-60
	Home	L	71-38
2018-19	Away	L	66-40
	Home	L	66-52

JOHNSON C. SMITH

Gannon leads 2-1
Home: 1-0 Away: 0-1 Neutral: 1-0

2011-12	Neutral	W	@ 61-50
2017-18	Away	L	62-51
2018-19	Home	W	69-58

KUTZTOWN

Gannon leads 7-4
Home: 4-2 Away: 3-2 Neutral: 0-0

1994-95	Away	L	60-58
1996-97	Home	L	63-62
2008-09	Home	W	98-59
2009-10	Away	W	86-68
	Home	W	@ 81-65
2011-12	Away	W	90-57
2012-13	Home	W	66-59
2014-15	Home	W	66-58
2015-16	Away	W	* 85-76
2017-18	Away	L	65-59
2018-19	Home	L	71-63

LAKE ERIE

Gannon leads 4-0
Home: 2-0 Away: 2-0 Neutral: 0-0

1989-90	Home	W	92-42
	A	W	91-60
2008-09	H	W	104-64
	A	W	74-64

MASFIELD

Gannon leads 8-0
Home: 6-0 Away: 2-0 Neutral: 0-0

1998-99	Home	W	98-50
1999-00	Home	W	90-55
2008-09	Away	W	93-46
2009-10	Home	W	76-39
2011-12	Home	W	72-46
2012-13	Home	W	80-49
2013-14	Home	W	91-65
2018-19	Away	W	77-62

MERCYHURST

Gannon leads 61-30
Home: 31-12 Away: 30-18 Neutral: 0-0

1974-75	Away	L	72-63
	Home	L	47-45
1975-76	Away	L	84-73
	Home	L	53-43
1976-77	Home	L	72-35
	Away	L	50-38
1977-78	Away	W	53-52
	Home	W	64-41
1978-79	Away	W	72-44
	Home	W	87-53
1979-80	Home	W	81-47
	Away	L	69-63
1980-81	Away	W	98-50
	Home	W	89-38
1981-82	Away	W	79-72
	Away	W	75-62
	Home	W	88-77
1982-83	Away	W	61-58
	Home	W	82-68
1983-84	Home	W	107-55
	Away	W	79-69
1984-85	Away	W	63-50
	Home	W	54-51
1985-86	Home	W	86-51
	Away	W	85-52
1986-87	Away	W	68-50
	Home	W	81-51
1987-88	Home	W	86-56
	Away	W	62-39
1988-89	Home	L	75-72
	Away	L	71-58
1989-90	Home	L	71-70
	Away	L	71-58
1990-91	Away	L	72-62
	Home	W	70-55
1991-92	Home	W	86-64
	Away	L	82-75
1992-93	Home	W	67-60
	Away	L	81-58
1993-94	Away	L	77-60
	Home	L	77-59
1994-95	Away	L	*72-66
	Home	L	73-68
1995-96	Away	L	84-56
	Home	W	82-73
1996-97	Away	L	82-54
	Home	L	71-65
1997-98	Home	W	72-60
	Away	W	77-76
1998-99	Away	W	63-61
	Home	W	78-58
1999-00	Home	W	84-55
	Away	L	80-74
2000-01	Home	W	74-58
	Away	W	74-57
2001-02	Home	W	73-55
	Away	W	60-48



2002-03	Away	W	65-52
	Home	L	80-63
2003-04	Away	L	82-71
	Home	W	88-49
2004-05	Home	W	80-55
	Away	W	84-65
2005-06	Away	W	83-74
	Home	W	*75-68
2006-07	Away	W	81-74
	Home	W	76-56
2007-08	Away	W	85-68
	Home	W	95-66
2008-09	Away	W	58-48
	Home	W	76-68
2009-10	Away	W	66-52
	Home	W	71-47
2010-11	Home	L	75-63
	Away	L	66-56
2011-12	Away	W	57-56
	Home	W	67-47
2012-13	Home	W	59-43
	Away	W	62-50
2013-14	Home	W	69-57
	Away	W	70-56
2014-15	Away	W	68-65
	Home	W	59-49
2015-16	Away	W	65-62
	Home	L	62-54
2016-17	Away	L	56-44
	Home	L	73-57
2017-18	Home	W	85-57
	Away	W	75-59
2018-19	Away	L	72-66
	Home	W	62-60

MILLERSVILLE

Gannon leads 8-4
Home: 4-0 Away: 2-2 Neutral: 2-2

1981-82	Neutral	W	66-54
1982-83	Neutral	L	73-62
1993-94	Neutral	L	83-74
2009-10	Home	W @	65-48
2010-11	Home	W	55-51
2011-12	Away	W	52-45
2012-13	Away	W	*78-76
	Neutral	W @	63-62
2014-15	Away	L	57-31
2015-16	Home	W	68-58
2017-18	Home	W	65-56
2018-19	Away	L	63-57

PITT-JOHNSTOWN

Pitt-Johnstown leads 23-12
Home: 5-10 Away: 6-11 Neutral: 0-2

1979-80	Away	L	89-59
1980-81	Home	L	70-69

1981-82	Away	L	79-57
1983-84	Neutral	L	61-56
1986-87	Home	L	79-73
	Away	L	83-57
1987-88	Away	L	89-66
	Home	L	**88-81
1988-89	Home	L	83-72
	Away	L	70-67
1989-90	Away	L	113-58
	Home	L	107-84
1990-91	Home	L	80-54
	Away	L	97-65
1991-92	Home	W	77-66
	Away	L	102-82
1992-93	Away	L	75-62
	Home	L	46-37
1993-94	Home	L	71-66
	Away	L	71-51
1994-95	Home	L	71-51
	Away	L	81-50
2002-03	Neutral	L	72-70
2013-14	Home	W	86-47
	Away	W	71-50
2014-15	Away	W	67-64
	Home	W	69-58
2015-16	Home	W	78-64
	Away	W	84-54
2016-17	Away	W	74-71
	Home	W	65-60
2017-18	Away	W	76-68
	Home	W	64-46
2018-19	Home	L	68-61
	Away	W	59-40

SETON HILL

Gannon leads 11-5
Home: 4-4 Away: 7-0 Neutral: 0-0

2009-10	Home	W @	80-60
2012-13	Away	W	80-55
2013-14	Away	W	80-66
	Home	W	64-53
2014-15	Away	W	81-62
	Home	W	69-48
2015-16	Home	L	62-49
	Away	W	62-44
	Home	W #	64-58
2016-17	Home	L	83-63
	Away	W	81-71
2017-18	Home	L	78-79
	Away	W	61-59
	Away	L #	79-65
2018-19	Away	W	79-65
	Home	L	83-69

SLIPPERY ROCK

Gannon leads 37-12

Home: 23-4	Away: 12-8	Neutral: 1-0	
1979-80	Away	W	76-66
1980-81	Home	W	92-74
1981-82	Away	L	73-48
1982-83	Home	L	71-50
1983-84	Away	L	72-62
1984-85	Home	W	63-61
	Neutral	W	66-62
1986-87	Home	W	88-61
1988-89	Away	W	60-54
1989-90	Home	W	69-66
1990-91	Away	L	86-84
1991-92	Home	L	85-82
1992-93	Away	L	69-47
1993-94	Home	L	81-74
1994-95	Away	L	59-56
1995-96	Home	W	45-42
1996-97	Home	W	69-49
1997-98	Away	W	82-55
1999-00	Home	W	80-63
2001-02	Home	W	81-63
2002-03	Home	W	72-56
2003-04	Home	W	87-45
2004-05	Away	W	68-55
2005-06	Home	W	80-70
2006-07	Away	W	71-64
2007-08	Home	W	*83-81
2008-09	Home	W	*79-72
	Away	W	83-63
2009-10	Away	W	74-40
	Home	W	63-39
2010-11	Away	L	71-63
	Home	W	84-60
2011-12	Home	W	79-62
	Away	W	75-59
2012-13	Away	W	82-64
	Home	W	80-48
2013-14	Away	W	76-73
	Home	W	71-39
2014-15	Home	W	69-48
	Away	W	72-50
	Home	W #	66-48
2015-16	Home	L	72-65
	Away	L	62-53
2016-17	Home	W	64-63
	Away	W	84-55
2017-18	Away	W	70-68
	Home	W	60-50
2018-19	Home	W	75-69
	Away	L	71-67

WEST CHESTER

Gannon leads 5-2
Home: 2-1 Away: 3-1 Neutral: 0-0

010-11	Home	L	71-66
2011-12	Away	W	66-64
2012-13	Away	W	66-50
2013-14	Away	W	87-64
2014-15	Home	W	69-61
2016-17	Away	L	65-59
2017-18	Home	W	76-73

WHEELING JESUIT

Gannon Leads 6-1
Home: 3-0 Away: 2-1 Neutral: 1-0

1980-81	Home	W	83-62
1994-95	Away	L	82-59
1995-96	Home	W	85-70
1996-97	Away	W	72-69
1997-98	Home	W	66-59
2007-08	Neutral	W	68-42
2017-18	Away	W	79-77

KEY

- * - Number of overtimes
- @ - NCAA Tournament game
- # - PSAC Tournament game

AT THE 'MILL

Year	Won	Lost	Pct.
1974-75	1	4	.200
1975-76	2	4	.333
1976-77	1	6	.143
1977-78	12	3	.800
1978-79	8	5	.615
1979-80	6	3	.667
1980-81	9	3	.750
1981-82	8	2	.800
1982-83	8	4	.667
1983-84	11	1	.917
1984-85	9	4	.692
1985-86	8	3	.727
1986-87	10	1	.909
1987-88	11	1	.917
1988-89	10	4	.714
1989-90	6	7	.462
1990-91	8	4	.667
1991-92	9	5	.643
1992-93	7	7	.500
1993-94	6	9	.400
1994-95	8	5	.615
1995-96	5	6	.455
1996-97	8	6	.571
1997-98	7	6	.538
1998-99	10	4	.714
1999-00	12	1	.923
2000-01	13	1	.929
2001-02	9	4	.692
2002-03	7	6	.538
2003-04	12	2	.857
2004-05	9	5	.643
2005-06	9	5	.643
2006-07	13	1	.929
2007-08	9	5	.643
2008-09	12	2	.857
2009-10	18	0	1.000
2010-11	6	5	.545
2011-12	11	2	.846
2012-13	16	0	1.000
2013-14	12	1	.923
2014-15	13	1	.929
2015-16	7	6	.538
2016-17	4	10	.286
2017-18	7	5	.583
2018-19	6	9	.400
2019-20	13	1	.929
43 Years	406	179	.694

The Hammermill Center, located on the campus of Gannon University, has been the home for Gannon men's basketball since the 1949-50 season. The Lady Knights began play at the 'Mill during their first season in 1974-75.

The facility was originally known as the Gannon Auditorium, or affectionately referred to as "The Audi" by longtime Gannon faithful. The facility was rededicated and renamed the Hammermill Center in February of 1983 in honor of the Hammermill Paper Company, whose generosity enabled the University to make necessary repairs and improvements.

The Hammermill Center has a capacity of 2,800 with the building packed to the rafters on most conference nights. The excitement generated by Gannon basketball throughout the years has created one of the most awesome atmospheres in college basketball.

Gannon basketball teams have used the electricity in the arena to bolster their play on a daily basis. The Knights posted 20 consecutive winning seasons at home from 1997-2016. They recorded two perfect home records in school history with an 18-0 mark in 2009-10 and a 16-0 mark in 2012-13.



THE 'MILL MILESTONES

- 1st Win | 66-38 over Villa Maria, March 5, 1975
- 50th Win | 58-52 over Niagara, January 11, 1982
- 100th Win | 77-57 over Queens, January 16, 1987
- 150th Win | 80-66 over Notre Dame (Ohio), February 16, 1994
- 200th Win | 70-66 (overtime) over Findlay, February 26, 2000
- 250th Win | 69-61 over Hillsdale, March 1, 2005 (GLIAC Quarterfinals)
- 300th Win | 75-59 over Indiana (Pa.), January 23, 2010
- 350th Win | 81-60 over Cheyney, January 8, 2014
- 400th Win | 66-40 over California (Pa.), January 22, 2020



INDIVIDUAL GAME

MOST POINTS: 42 by Cheryl Hubbard vs. Le Moyne, Dec. 13, 1985
MOST FIELD GOALS MADE: 20 by Rona Nesbit vs. Pitt-Bradford, Dec. 6, 1980
MOST FIELD GOALS ATTEMPTED: 41 by Rona Nesbit vs. John Carroll, Dec. 5, 1977
MOST 3-POINT FIELD GOALS MADE: 9 by Jacki Windon vs. Roberts Wesleyan, Dec. 15, 2000
MOST 3-POINT FIELD GOALS ATTEMPTED: 16 by Jacki Windon vs. S. Indiana, Mar. 10, 2001; Casey England vs. Mercyhurst, 2/23/06
MOST FREE THROWS MADE: 16 by Rebecca Sandor vs. California (Pa.), Dec. 30, 1997
MOST FREE THROWS ATTEMPTED: 19 by Kristin Roseberry vs. Ferris State, Jan. 7, 1999
MOST REBOUNDS: 24 by Mary Kay Lynch vs. Edinboro, Jan. 26, 1982
MOST ASSISTS: 17 by Shellie Fetzner vs. Pitt-Bradford, Feb. 8, 1987
MOST STEALS: 10, four times, last by Shellie Fetzner vs. Pitt-Johnstown, Feb. 7, 1987
MOST BLOCKED SHOTS: 8 by Helen Marz vs. St. John Fisher, Jan. 24, 1981
MOST CONSECUTIVE FIELD GOALS: 14 by Julie Szykowny vs. Lock Haven, Nov. 23, 1993
MOST CONSECUTIVE FREE THROWS: 14 by Kristin Roseberry at Findlay, Dec. 9, 2000

INDIVIDUAL SEASON

MOST POINTS: 625 by Rona Nesbit, 1978-79
HIGHEST SCORING AVERAGE: 27.2 by Rona Nesbit, 1978-79
MOST FIELD GOALS MADE: 288 by Rona Nesbit, 1978-79
MOST FIELD GOALS ATTEMPTED: 617 by Rona Nesbit, 1978-79
HIGHEST FIELD GOAL PERCENTAGE: .674 by Julie Szykowny, 1993-94 (157 of 233) (Min. 150 attempts)
MOST 3-POINT FIELD GOALS MADE: 102 by Brittany Batts, 2012-13
MOST 3-POINT FIELD GOALS ATTEMPTED: 237 by Jacki Windon, 2000-01
HIGHEST 3-POINT FIELD GOAL PCT.: .578 by Kelly Moyer, 1990-91 (26 of 45)
MOST FREE THROWS MADE: 152 by Christina Jackson, 2006-07
MOST FREE THROWS ATTEMPTED: 203 by Christina Jackson, 2006-07
HIGHEST FREE THROW PERCENTAGE: .906 by Maggie Mitcehl, 2017-18 (96 of 106) (Min. 50 attempts)
MOST REBOUNDS: 354 by Mary Kay Lynch, 1983-84
HIGHEST REBOUND AVERAGE: 13.9 by Mary Kay Lynch, 1983-84
MOST ASSISTS: 255 by Jen Gwin, 2004-05
MOST STEALS: 95 by Jacki Windon, 1999-00
MOST BLOCKED SHOTS: 77 by Helen Marz, 1980-81
MOST GAMES PLAYED: 38, accomplished five times in 2009-10
MOST GAMES STARTED: 38, accomplished five times in 2009-10

CAREER

MOST POINTS SCORED: 2,340 by Rona Nesbit, 1977-81
HIGHEST SCORING AVERAGE: 24.4 by Rona Nesbit, 1977-81
MOST FIELD GOALS MADE: 1,052 by Rona Nesbit, 1977-81
MOST FIELD GOALS ATTEMPTED: 2,409 by Rona Nesbit, 1977-81
HIGHEST FIELD GOAL PERCENTAGE: .599 by Julie Szykowny, 1991-95 (449 of 750) (Min. 600 attempts)
MOST 3-POINT FIELD GOALS MADE: 299 by Jacki Windon, 1997-01
MOST 3-POINT FIELD GOALS ATTEMPTED: 840 by Jacki Windon, 1997-01
HIGHEST 3-POINT FIELD GOAL PERCENTAGE: .476 by Carol Kloecker, 1985-89 (128 of 269) (Min. 200 attempts)
MOST FREE THROWS MADE: 499 by Kristin Roseberry, 1999-02
MOST FREE THROWS ATTEMPTED: 737 by Kristin Roseberry, 1999-02
HIGHEST FREE THROW PERCENTAGE: .891 by Maggie Mitchell, 2016-18 (212 of 238) (Min. 200 attempts)
MOST REBOUNDS: 1,194 by Mary Kay Lynch, 1981-85
HIGHEST REBOUND AVERAGE: 12.1 by Mary Kay Lynch, 1981-85
MOST ASSISTS: 835 by Jen Gwin, 2001-05
MOST STEALS: 345 by Jacki Windon, 1997-01
MOST BLOCKED SHOTS: 167 by Nikki Smith, 1998-02
MOST GAMES PLAYED: 129 by Carrie Nolan, 2006-10

TEAM GAME

MOST POINTS SCORED: 117 vs. Hilbert, Feb. 10, 1994
MOST POINTS ALLOWED: 129 vs. Edinboro, Dec. 15, 1975
MOST COMBINED POINTS SCORED: 194 vs. West Virginia Tech (Gannon 112, West Virginia Tech 82), Nov. 25, 1997
MOST FIELD GOALS MADE: 55 vs. Hilbert, Feb. 10, 1994
MOST FIELD GOALS ATTEMPTED: 107 vs. Villa Maria, Feb. 28, 1978
HIGHEST FIELD GOAL PERCENTAGE: .642 vs. Slippery Rock (34 of 53), Dec. 8, 1986
MOST FREE THROWS MADE: 40 vs. California (Pa.), Dec. 30, 1997
MOST FREE THROWS ATTEMPTED: 51 vs. California (Pa.), Dec. 30, 1997
HIGHEST FREE THROW PERCENTAGE: 1.000, four times, last vs. Mercyhurst (7 of 7), Jan. 17, 2018
MOST 3-PT FIELD GOALS MADE: 20 at Alaska Fairbanks, Nov. 26, 2009
MOST 3-PT FIELD GOALS ATTEMPTED: 34 vs. Clarion, Feb. 16, 2013
MOST REBOUNDS: 74 vs. John Carroll, Jan. 9, 1981; vs. St. Bonaventure, Jan. 28, 1981
MOST ASSISTS: 37 vs. Penn State Greater Allegheny, Nov. 14, 2011
MOST STEALS: 38 vs. Hilbert, Feb. 10, 1994
MOST BLOCKED SHOTS: 15 vs. Mercyhurst, Feb. 28, 1982
FEWEST POINTS SCORED: 15 vs. Allegheny, Mar. 1, 1977
FEWEST POINTS ALLOWED: 18 vs. Hilbert, Feb. 10, 1994
FEWEST COMBINED POINTS SCORED: 72 vs. Jamestown C.C. (Gannon 46, Jamestown C.C. 26), Nov. 28, 1977
LARGEST MARGIN OF VICTORY: 99 vs. Hilbert (Gannon 117, Hilbert 18), Feb. 10, 1994

TEAM SEASON

MOST WINS: 37 in 2009-10
MOST LOSSES: 19 in 1993-94 and 2016-17
FEWEST WINS: 2 in 1974-75, 1975-76 and 1976-77
FEWEST LOSSES: 1 in 2009-10
HIGHEST WINNING PERCENTAGE: .974 in 2009-10 (37-1)
MOST CONSECUTIVE WINS: 37 in 2009-10
MOST CONSECUTIVE LOSSES: 10 in 1993-94, 1995-96 and 1996-97
MOST POINTS SCORED: 3,017 in 2009-10
HIGHEST SCORING AVERAGE: 79.4 in 2009-10
HIGHEST SCORING MARGIN: 19.9 in 2009-10
MOST GAMES WITH 100 OR MORE POINTS: 2 in 1993-94, 1977-78, 2001-02, 2008-09 and 2009-10
BEST DEFENSIVE SCORING AVERAGE: 56.4 in 1977-78
MOST FIELD GOALS MADE: 1,112 in 2009-10
HIGHEST FIELD GOAL PERCENTAGE: .500 in 1987-88 (933 of 1,863)
MOST 3-POINT FIELD GOALS MADE: 300 in 2009-10
MOST 3-POINT FIELD GOALS ATTEMPTED: 809 in 2009-10
MOST FREE THROWS MADE: 493 in 2009-10
HIGHEST FREE THROW PERCENTAGE: .774 in 2008-09 (446 of 576)
MOST REBOUNDS: 1,568 in 2009-10
HIGHEST REBOUND AVERAGE: 51.4 in 1980-81
MOST ASSISTS: 723 in 2009-10
MOST STEALS: 369 in 1988-89
MOST GAMES: 38 in 2009-10

RETIRED NUMBERS



22 RONA NESBIT 1977-81

Rona Nesbit scored more points in a Gannon uniform than any other player, male or female.


When she completed her brilliant career, the 5'5" guard had scored 2,340 points, almost 200 more than any other Lady Knight. She averaged 24.4 points during her four-year career, with 19 games of 30-or-more points. Nesbit is also the career leader in field goals made (1,053) and attempted (2,409). She is second all-time in steals (268) and 18th in career rebounding (469). The Suterville, Pa., native holds three of the top five single-season scoring records, including a school-record 625 points in 1978-79. Overall, she led the team in scoring all four seasons. She paced the Lady Knights to their first-ever 20-win season as a freshman in 1977-78. That was also Gannon's first winning season ever. Overall, the Lady Knights were 64-33 during her career.



42 MARY KAY LYNCH 1981-85

Mary Kay Lynch is Gannon's all-time rebounding leader and ranks fourth all-time in scoring.

A 6'0" forward, Lynch scored 1,743 points and grabbed 1,194 rebounds. She shattered every rebounding mark and pulled down 122 more rebounds than any other player to wear the Maroon and Gold. Her career rebounding average of 12.1 ranks first. She holds two of the top five single-season rebounding marks, including a school-record 354 in 1983-84. In addition, the Oil City native holds four of the top nine season totals. Lynch paced Gannon in scoring as a junior and senior, with 581 points as a senior ranking seventh on the single-season charts. She also ranks fourth in career free throws made (329). Lynch is third all-time in free throws attempted (528), field goals attempted (1,434) and blocked shots (137). She is fourth in career scoring average (17.6) and field goals made (707).



30-POINT CLUB

- 42 Cheryl Hubbard vs. Le Moyne (12/13/85)
- 41 Mary Kay Lynch vs. Wright St. (1/11/85)
Rona Nesbit vs. Penn St.-Behrend (1/10/81)
- 40 Rona Nesbit vs. Pitt-Bradford (12/6/80)
- 39 Kristin Roseberry vs. Augustana (12/19/99)
Chris Zukowski vs. Clarion (2/18/91)
- 38 Rona Nesbit vs. Penn St.-Shenango (1/26/80)
- 36 Tori Obenrader vs. Fairmont State (11/13/19)
Kristin Roseberry vs. Wayne St. (2/3/01)
Kristin Roseberry vs. Lake Superior (1/4/01)
Rona Nesbit vs. Clarion (2/21/79)
Rona Nesbit vs. Univ. of Buffalo (1/16/79)
Rona Nesbit vs. Jamestown C.C. (12/14/77)
- 35 Katie Garms vs. Hillsdale (1/18/03)
Kristin Roseberry vs. Daemen (11/23/99)
Mary Kay Lynch vs. Cleveland St. (1/19/83)
Rona Nesbit vs. Villa Maria (2/12/79)
- 34 Cheryl Hubbard vs. Indiana (Pa.) (12/13/85)
Mary Kay Lynch vs. Mercyhurst (2/27/85)
Rona Nesbit vs. Jamestown C.C. (2/27/79)
Rona Nesbit vs. John Carroll (12/7/78)
Patti Fischer vs. Villa Maria (2/17/75)
- 33 Maggie Mitchell at Seton Hill (2/4/17)
Mary Kay Lynch vs. California (Pa.) (12/13/84)
Mary Kay Lynch vs. Duquesne (2/25/82)
Kristin Roseberry vs. Grand Valley (1/9/99)
- 32 Caitlyn Lowe at Alaska Fairbanks (11/26/09)
Kim Vargas at Wayne State (1/24/08)
Christina Jackson at Ashland (12/11/04)
Christina Jackson vs. St. Joseph's (11/19/04)
Cheryl Hubbard vs. Utica (3/1/86)
Mary Kay Lynch vs. Edinboro (12/15/84)
Rona Nesbit vs. Slippery Rock (12/5/79)
Rona Nesbit vs. Westminster (2/20/78)
Rona Nesbit vs. Fredonia State (2/17/78)
Rona Nesbit vs. Clarion (2/11/78)
- 31 Morgan Neighbors vs. Indiana (Pa.) (12/1/15)
Jen Papich vs. California (Pa.) (2/4/12)
Kristina Freeman vs. Henderson St. (11/28/09)
Christina Jackson at Daemen (1/2/05)
Christina Jackson vs. Lewis (12/21/04)
Kristin Roseberry vs. Saginaw Valley (1/10/02)
Sandy Zirkle vs. Notre Dame (Ohio) (2/15/95)
Kelly Davic vs. Mercyhurst (2/20/91)
Rona Nesbit vs. Mercyhurst (1/31/80)
Rona Nesbit vs. Erie C.C. (2/3/78)
- 30 Maggie Mitchell at Seton Hill (2/26/18)
Maggie Mitchell at Slippery Rock (2/18/17)
Maggie Mitchell vs. Shepherd (11/16/16)
Kristina Freeman at Findlay (2/16/08)
Kristin Roseberry vs. Mich. Tech (2/28/02)
Julie Szykowny vs. Lock Haven (11/23/93)
Rona Nesbit vs. Indiana (Pa.) (1/31/81)
Rona Nesbit vs. Youngstown St. (2/14/80)
Rona Nesbit vs. Penn St.-Shenango (2/9/80)
Rona Nesbit vs. Villa Maria (2/10/78)
Kim Bates vs. Northwood (12/5/98)
Jacki Windon vs. Geneva (11/24/98)

The Last Time: November 13, 2019
by Tori Obenrader (36) vs. Fairmont State
Most Times: 19 by Rona Nesbit

POINTS

1. Rona Nesbit (1978-81)	2,340
2. Kristin Roseberry (1999-02)	2,147
3. Christina Jackson (2004-07)	1,912
4. Mary Kay Lynch (1982-85)	1,743
5. Kristina Freeman (2007-10)	1,604
6. Nettie Blake (2012-15)	1,536
7. Jen Papich (2011-14)	1,534
8. Jacki Windon (1998-01)	1,524
9. Tonya Treharne (1986-89)	1,415
10. Carrie Nolan (2006-10)	1,371
11. Kelly Reedy (1982-85)	1,315
12. Brittany Tabron (2006-10)	1,313
13. Chelsea Rourke (2016-20)	1,286
14. Casey England (2004-07)	1,224
15. Linda Hunley (1980-83)	1,214
16. Kelly Moyer (1989-92)	1,186
17. Ashley Lowdermilk (2005-08)	1,183
18. Kim Vargas (2007-10)	1,174
19. Julie Szykowny (1992-95)	1,158
20. Brittany Batts (2012-15)	1,152
21. Carol Kloecker (1986-89)	1,097
22. Kelly Davic (1990-93)	1,079
23. Chris Zukowski (1988-91)	1,060
24. Sandy Zirkle (1994-97)	1,057
25. Angela Lucas (1995-98)	1,055
26. Nikki Smith (1999-02)	1,046
27. Jen Gwin (2002-05)	1,045
28. Mollie Sebald (2012-15)	1,013
29. Morgan Neighbors (2013-16)	1,006
30. Maggie Mitchell (2016-18)	968
31. Cheryl Hubbard (1986-87)	900
32. Nicole LaCava (2015-19)	863
33. Caitlyn Lowe (2009-12)	858
34. Sara Kitchen (1998-01)	853
35. Julie Kleber (2007-11)	852
36. Del Braithwaite (1979-82)	848
37. Kelly Irwin (2001-04)	805
38. Jennie Thies (2013-16)	804
39. Monica Bortz (1999-02)	803
40. Tiffany Crocker (2007-10)	793
41. Tori Obenrader (2018-Pr.)	770
42. Katie Garms (2001-04)	739
43. Emily Thornbury (2002-05)	731
44. Lisa Donikowski (1989-92)	722
45. Kim Butera (1988-89)	679
Jena DiBello (1992-95)	679

SCORING AVERAGE

1. Rona Nesbit (1978-81)	24.4
2. Cheryl Hubbard (1986-87)	18.8
3. Kristin Roseberry (1999-02)	18.4
4. Mary Kay Lynch (1982-85)	17.6
5. Maggie Mitchell (2016-18)	17.0
6. Christina Jackson (2004-07)	16.1
7. Jacki Windon (1998-01)	13.6
8. Tonya Treharne (1986-89)	13.1
9. Jen Papich (2001-14)	12.9
10. Kristina Freeman (2007-10)	12.7

FIELD GOALS MADE


1. Rona Nesbit (1978-81)	1,053
2. Kristin Roseberry (1999-02)	824
3. Christina Jackson (2004-07)	727
4. Mary Kay Lynch (1982-85)	707
5. Tonya Treharne (1986-89)	599
6. Kelly Reedy (1982-85)	596
7. Nettie Blake (2012-15)	582
8. Jen Papich (2011-14)	575
9. Kristina Freeman (2007-10)	557
10. Linda Hunley (1980-83)	537

FIELD GOALS ATT.


1. Rona Nesbit (1978-81)	2,409
2. Kristin Roseberry (1999-02)	1,469
3. Mary Kay Lynch (1982-85)	1,434
4. Christina Jackson (2004-07)	1,394
5. Linda Hunley (1980-83)	1,288
6. Kelly Reedy (1982-85)	1,255
7. Tonya Treharne (1986-89)	1,248
8. Jacki Windon (1998-01)	1,223
9. Jen Papich (2011-14)	1,212
10. Nettie Blake (2012-15)	1,144



2007-11
JULIE KLEBER



1991-94
JULIE SZYKOWNY



1999-02
KRISTIN ROSEBERRY

FIELD GOALS PCT. (MIN. 200)

1. Julie Szykowny (1992-95)	449-750	.599
2. Kristin Roseberry (1999-02)	824-1469	.561
3. Cheryl Hubbard (1986-87)	388-696	.557
4. Chris Zukowski (1988-91)	369-668	.552
5. Avis Carter (1987-88)	224-407	.550
6. Jennie Thies (2013-16)	280-528	.530
7. Brittany Tabron (2006-10)	514-977	.526
8. Shanna Thompson (2008-11)	162-310	.523
9. Christina Jackson (2004-07)	727-1394	.522
10. Londa Byrd (1992-93)	237-460	.515
Nicole LaCava (2015-19)	305-592	.515
11. Nettie Blake (2012-15)	582-1144	.509
12. Kim Vargas (2007-10)	461-915	.504
13. Katie Garms (2001-04)	286-573	.499
14. Stacey Justice (1987-88)	267-538	.496
15. Mary Kay Lynch (1982-85)	707-1434	.493

3-POINT FIELD GOALS


1. Jacki Windon (1998-01)	299
2. Brittany Batts (2012-15)	286
3. Casey England (2004-07)	250
4. Carrie Nolan (2006-10)	221
5. Caitlyn Lowe (2009-12)	196
6. Ashley Lowdermilk (2005-08)	185
7. Kelly Irwin (2001-04)	182
8. Morgan Neighbors (2013-16)	166
9. Chelsea Rourke (2016-20)	150
10. Kristina Freeman (2007-10)	148
11. Sandy Zirkle (1994-97)	143
12. Maggie Mitchell (2016-18)	142
13. Julie Kleber (2007-11)	135
14. Carol Kloecker (1986-89)	128
15. Mollie Sebald (2012-15)	117

3-POINT FIELD GOALS ATT.

1. Jacki Windon (1998-01)	840
2. Brittany Batts (2012-15)	688
3. Casey England (2004-07)	629
4. Carrie Nolan (2006-10)	589
5. Ashley Lowdermilk (2005-08)	570
6. Caitlyn Lowe (2009-12)	504
7. Morgan Neighbors (2013-15)	434
8. Kelly Irwin (2001-04)	431
9. Kristina Freeman (2007-10)	426
10. Sandy Zirkle (1994-97)	411

3-POINT FIELD GOAL PCT. (MIN. 100)

1. Carol Kloecker (1986-89)	128-269	.476
2. Kelly Moyer (1989-92)	67-146	.459
3. Kelly Irwin (2001-04)	182-431	.422
4. Monica Bortz (1999-02)	68-162	.420
5. Brittany Batts (2012-15)	286-688	.416
6. Casey England (2004-07)	250-629	.397
7. Maggie Mitchell (2016-18)	42-364	.390
8. Caitlyn Lowe (2009-12)	196-504	.389
9. Chelsea Rourke (2016-20)	150-393	.382
Morgan Neighbors (2013-16)	166-434	.382



2006-10
CARRIE NOLAN

BLOCKED SHOTS

1. Nikki Smith (1999-02)	167
2. Carol Kloecker (1986-89)	148
3. Mary Kay Lynch (1982-85)	137
4. Chelsea Rourke (2016-20)	135
5. Jen Papich (2011-14)	124
6. Del Braithwaite (1979-82)	123
7. Christina Jackson (2004-07)	108
8. Kristina Freeman (2007-10)	103
9. Kristin Roseberry (1999-02)	98
10. Nettie Blake (2012-15)	88
11. Kathy Hummer (1979-80)	82
12. Brianna Brennan (2014-16)	80
13. Lori Parson (1981-84)	77
Helen Marz (1981)	77
15. Lanise Saunders (2014-17)	71



1998-01
JACKI WINDON

GAMES PLAYED

1. Carrie Nolan (2006-10)	129
2. Tiffany Crocker (2007-10)	128
3. Nettie Blake (2012-15)	126
Kristina Freeman (2007-10)	126
Brittany Tabron (2006-10)	126
6. Brittany Batts (2012-15)	125
Amanda Bechtold (2013-16)	125
8. Julie Kleber (2007-11)	123
9. Kelley Sundberg (2011-14)	122
10. Mollie Sebald (2012-15)	121
Jen Papich (2011-14)	121
Jennie Thies (2013-16)	121
13. Kelsey McCoy (2010-13)	120
Morgan Neighbors (2013-16)	120
15. Chelsea Rourke (2016-20)	119
Christina Jackson (2004-07)	119
17. Casey England (2004-07)	117
Kristin Roseberry (1999-02)	117
Monica Bortz (1999-02)	117
Nikki Smith (1999-02)	117



2007-10
TIFFANY CROCKER

REBOUNDS

1. Mary Kay Lynch (1982-85)	1,194
2. Christina Jackson (2004-07)	1,072
3. Nettie Blake (2012-15)	1,029
4. Kristin Roseberry (1999-02)	916
5. Brittany Tabron (2006-10)	891
6. Del Braithwaite (1979-82)	785
7. Sara Kitchen (1998-01)	729
8. Jen Papich (2011-14)	700
9. Jennie Thies (2013-16)	671
10. Tonya Treharne (1986-89)	625
12. Nikki Smith (1999-02)	618
12. Lori Parson (1981-84)	612
13. Julie Szykowny (1992-95)	591
14. Kristina Freeman (2007-10)	570
15. Linda Hunley (1980-83)	569
16. Kim Vargas (2007-10)	567
17. Chelsea Rourke (2016-20)	546
18. Monica Bortz (1999-02)	539
19. Jen Gwin (2002-05)	538
20. Kelly Davic (1990-93)	496

REBOUNTING AVERAGE

1. Mary Kay Lynch (1982-85)	12.1
2. Christina Jackson (2004-07)	9.0
3. Del Braithwaite (1979-82)	8.6
Kathy Hummer (1979-80)	8.6
5. Nettie Blake (2012-15)	8.2
6. Kristin Roseberry (1999-02)	7.8
7. Brittany Tabron (2006-10)	7.1
8. Karey Carnahan (1996-98)	6.4
9. Sara Kitchen (1998-01)	6.3
10. Londa Byrd (1992-93)	6.2

Career/Single Season Records

ASSISTS

1. Jen Gwin (2002-05)	835
2. Tiffany Crocker (2007-10)	681
3. Jacki Windon (1998-01)	647
4. Shellie Fetzner (1986-89)	626
5. Kelley Sundberg (2011-14)	574
6. Toni Wimer (1990-93)	509
7. Jena DiBello (1992-95)	500
8. Amanda Berchtold (2013-16)	384
9. Pam Bonadio (1980-81)	377
10. Kelly Reedy (1982-85)	366

STEALS

1. Jacki Windon (1998-01)	345
2. Rona Nesbit (1978-81)	268
3. Jen Gwin (2002-05)	260
Shellie Fetzner (1986-89)	260
5. Jen Papich (2011-14)	244
6. Kelly Reedy (1982-85)	238
7. Mary Kay Lynch (1982-85)	230
8. Christina Jackson (2004-07)	226
9. Toni Wimer (1990-93)	213
Jen Romanski (1994-97)	213

FREE THROWS MADE

1. Kristin Roseberry (1999-02)	499
2. Christina Jackson (2004-07)	455
3. Nettie Blake (2012-15)	372
4. Jen Papich (2011-14)	357
5. Kristina Freeman (2007-10)	342
6. Mary Kay Lynch (1982-85)	329
7. Chris Zukowski (1988-91)	322
8. Brittany Tabron (2006-10)	285
9. Jen Gwin (2002-05)	267
Jacki Windon (1998-01)	267

FREE THROWS ATT.

1. Kristin Roseberry (1999-02)	737
2. Christina Jackson (2004-07)	671
3. Nettie Blake (2012-15)	581
4. Mary Kay Lynch (1982-85)	528
5. Jen Papich (2011-14)	488
6. Kristina Freeman (2007-10)	453
7. Chris Zukowski (1988-91)	449
8. Brittany Tabron (2006-10)	433
9. Jen Gwin (2002-05)	393
10. Julie Szykowny (1992-95)	361

FREE THROW PCT. (MIN. 100)

1. Maggie Mitchell (2016-18)	212-238	.890
2. Carrie Nolan (2006-10)	258-297	.869
3. Tiffany Crocker (2007-10)	158-190	.832
4. Rona Nesbit (1978-81)	234-289	.810
5. Kim Vargas (2007-10)	161-201	.801
6. Sara Kitchen (1998-01)	123-155	.794
7. Sandy Zirkle (1994-97)	196-251	.781
8. Abby Bunstine (2006-09)	138-179	.771
9. Ashley Lowdermilk (2005-08)	164-213	.770
10. Angela Lucas (1995-98)	240-312	.769


INDIVIDUAL SEASON CHARTS

POINTS


1. Rona Nesbit (1978-79)	625
2. Kristin Roseberry (2000-01)	616
3. Kristin Roseberry (1999-00)	599
4. Rona Nesbit (1977-78)	586
5. Christina Jackson (2004-05)	582
Rona Nesbit (1980-81)	582
7. Mary Kay Lynch (1984-85)	581
8. Christina Jackson (2006-07)	548
9. Rona Nesbit (1979-80)	547
10. Kristina Freeman (2009-10)	527
11. Tori Obenrader (2019-20)	525
12. Kristin Roseberry (2001-02)	520
13. Mary Kay Lynch (1983-84)	494
14. Maggie Mitchell (2016-17)	485
Cheryl Hubbard (1985-86)	485
16. Maggie Mitchell (2014-18)	483
17. Carrie Nolan (2009-10)	479
18. Christina Jackson (2005-06)	473
19. Nettie Blake (2013-14)	456
20. Brittany Tabron (2009-10)	441
21. Tonya Treharne (1988-89)	440
22. Kristina Freeman (2008-09)	434
23. Tonya Treharne (1987-88)	433
Chris Zukowski (1989-90)	433
25. Jen Papich (2013-14)	432

REBOUNDS

1. Mary Kay Lynch (1983-84)	354
2. Brittany Tabron (2009-10)	341
3. Jennie Thies (2015-16)	330
4. Nettie Blake (2012-15)	311
Christina Jackson (2006-07)	311
6. Christina Jackson (2004-05)	294
7. Mary Kay Lynch (1981-82)	291
8. Helen Marz (1980-81)	290
9. Kristin Roseberry (2001-02)	287
10. Mary Kay Lynch (1984-85)	279
11. Nettie Blake (2012-13)	271
12. Mary Kay Lynch (1982-83)	270
13. Robbin Walker (1977-78)	264
14. Brittany Tabron (2008-09)	260
15. Tori Obenrader (2019-20)	254
Nettie Blake (2013-14)	254
17. Kristin Roseberry (2000-01)	252
18. Christina Jackson (2003-04)	248
19. Del Braithwaite (1981-82)	231
20. Lanise Saunders (2016-17)	226
21. Tonya Treharne (1987-88)	220
22. Christina Jackson (2005-06)	219
23. Julie Szykowny (1994-95)	218
24. Linda Hunley (1980-81)	214
25. Tori Obenrader (2018-19)	213



1977-80
RONA NESBIT



1988-91
KELLY MOYER

SCORING AVERAGE

1. Rona Nesbit (1978-79)	27.2
2. Rona Nesbit (1977-78)	24.4
3. Rona Nesbit (1980-81)	23.3
4. Rona Nesbit (1979-80)	22.8
5. Mary Kay Lynch (1984-85)	22.3
6. Patti Fischer (1974-75)	21.2
7. Patti Fischer (1975-76)	20.4
8. Cheryl Hubbard (1985-86)	20.2
9. Kristin Roseberry (2000-01)	19.9
10. Christina Jackson (2004-05)	19.4

FIELD GOALS MADE

1. Rona Nesbit (1978-79)	288
2. Rona Nesbit (1977-78)	267
3. Rona Nesbit (1980-81)	262
4. Kristin Roseberry (2000-01)	242
5. Kristin Roseberry (1999-00)	236
Rona Nesbit (1979-80)	236
Mary Kay Lynch (1984-85)	236
8. Christina Jackson (2004-05)	231
9. Cheryl Hubbard (1985-86)	214
10. Tori Oberader (2019-20)	203
Mary Kay Lynch (1983-84)	203

FIELD GOALS ATT.

1. Rona Nesbit (1977-78)	617
2. Rona Nesbit (1978-79)	612
3. Rona Nesbit (1979-80)	595
4. Rona Nesbit (1980-81)	585
5. Mary Kay Lynch (1984-85)	465
6. Christina Jackson (2004-05)	432
7. Kristin Roseberry (2000-01)	428
8. Mary Kay Lynch (1983-84)	421
9. Linda Hunley (1982-83)	405
10. Kristin Roseberry (1999-00)	403

FIELD GOALS PCT. (MIN. 100)

1. Julie Szykowny (1993-94)	157-233	.674
2. Julie Szykowny (1994-95)	167-278	.601
3. Cheryl Hubbard (1985-86)	214-359	.596
4. Kristin Roseberry (1999-00)	236-403	.586
5. Chris Zukowski (1990-91)	137-234	.585
6. Avis Carter (1987-88)	120-211	.569
7. Sara Kitchen (1998-99)	113-199	.568
8. Kristin Roseberry (2000-01)	242-428	.565
9. Nettie Blake (2013-14)	176-313	.562
10. Brittany Tabron (2008-09)	169-301	.561

REBOUNDED AVERAGE

1. Mary Kay Lynch (1981-82)	13.9
2. Jennie Thies (2015-16)	12.7
3. Mary Kay Lynch (1983-84)	12.6
Robbin Walker (1977-78)	12.6
5. Helen Marz (1980-81)	11.6
6. Mary Kay Lynch (1982-83)	11.3
7. Nettie Blake (2014-15)	10.7
Mary Kay Lynch (1984-85)	10.7
9. Kristin Roseberry (2001-02)	10.2
10. Christina Jackson (2006-07)	10.0

3-PT FIELD GOALS


1. Brittany Batts (2012-13)	102
2. Brittany Batts (2013-14)	93
3. Jacki Windon (2000-01)	89
4. Caitlyn Lowe (2011-12)	82
McKenna Shives (2015-16)	82
6. Jacki Windon (1999-00)	79
7. Casey England (2006-07)	78
8. Carrie Nolan (2008-09)	75
9. Carrie Nolan (2009-10)	73
10. Maggie Mitchell (2017-18)	71
Maggie Mitchell (2016-17)	71

3-PT FIELD GOALS ATT.

1. Jacki Windon (2000-01)	237
2. McKenna Shives (2015-16)	230
3. Jacki Windon (1999-00)	227
4. Brittany Batts (2012-13)	226
5. Jacki Windon (1998-99)	214
6. Carrie Nolan (2009-10)	207
7. Brittany Batts (2013-14)	205
8. Caitlyn Lowe (2011-12)	195
9. Maggie Mitchell (2017-18)	184
Carrie Nolan (2008-09)	184

3-POINT FIELD GOAL PCT. (MIN. 45)

1. Kelly Moyer (1990-91)	26-45	.578
2. Carol Kloecker (1988-89)	64-132	.485
3. Kelly Irwin (2000-01)	38-79	.481
4. Carol Kloecker (1987-88)	64-137	.467
5. Brittany Batts (2013-14)	93-205	.454
6. Kelly Moyer (1991-92)	34-75	.453
7. Julie Kleber (2009-10)	56-124	.452
8. Brittany Batts (2012-13)	102-226	.451
9. Carrie Nolan (2005-06)	48-107	.449
10. Casey England (2006-07)	78-175	.446



1993-96
SANDY ZIRKLE



2007-10
KRISTINA FREEMAN



1991-94
JENA DiBELLO

Single-Season Records

FREE THROWS MADE

1. Christina Jackson (2006-07)	152
2. Kristin Roseberry (2000-01)	132
3. Kristin Roseberry (1999-00)	127
Chris Zukowski (1989-90)	127
5. Christina Jackson (2005-06)	126
6. Kristin Roseberry (1998-99)	122
7. Christina Jackson (2004-05)	120
8. Kristin Roseberry (2001-02)	118
9. Maggie Mitchell (2016-17)	116
10. Jennie Thies (2015-16)	113

FREE THROWS ATT.

1. Christina Jackson (2006-07)	203
2. Christina Jackson (2005-06)	194
3. Kristin Roseberry (2000-01)	193
4. Kristin Roseberry (1999-00)	188
5. Kristin Roseberry (2001-02)	185
6. Christina Jackson (2004-05)	184
7. Chris Zukowski (1989-90)	178
8. Kristin Roseberry (1998-99)	171
9. Nettie Blake (2012-13)	168
10. Mary Kay Lynch (1984-85)	167

FREE THROW PCT. (MIN. 35)

1. Maggie Mitchell (2017-18)	96-106	.906
2. Carrie Nolan (2009-10)	82-91	.901
3. Rona Nesbit (1980-81)	58-65	.892
4. Maggie Mitchell (2016-17)	116-132	.879
Carrie Nolan (2008-09)	87-99	.879
6. Kelly Irwin (2002-03)	34-39	.872
7. Tiffany Crocker (2006-07)	44-51	.863
8. Tiffany Crocker (2008-09)	31-36	.861
9. Kim Vargas (2009-10)	42-49	.857
10. Rona Nesbit (1979-80)	75-88	.852

BLOCKED SHOTS


1. Helen Marz (1980-81)	77
2. Del Braithwaite (1981-82)	52
3. Nikki Smith (2000-01)	50
4. Carol Kloecker (1987-88)	49
Brianna Brennan (2015-16)	49
6. Lanise Saunders (2016-17)	45
Nikki Smith (2001-02)	45
8. Chelsea Rourke (2018-19)	44
Jen Papich (2013-14)	44
Kathy Hummer (1978-79)	44

ASSISTS

1. Jen Gwin (2004-05)	255
2. Pam Bonadio (1979-80)	219
3. Tiffany Crocker (2009-10)	218
4. Jen Gwin (2001-02)	209
5. Jacki Windon (2000-01)	208
6. Jen Gwin (2003-04)	203
7. Kelley Sundberg (2012-13)	183
8. Shellie Fetzner (1987-88)	181
9. Shellie Fetzner (1986-87)	178
10. Kelley Sundberg (2013-14)	169

STEALS

1. Jacki Windon (1999-00)	95
2. Jacki Windon (2000-01)	89
Jacki Windon (1998-99)	89
4. Mary Kay Lynch (1983-84)	83
5. Jen Romanski (1996-97)	81
6. Pam Bonadio (1979-80)	78
7. Jen Papich (2011-12)	77
Avis Carter (1987-88)	77
9. Carol Kloecker (1988-89)	76
Rona Nesbit (1978-79)	76




1989-92
TONI WIMER



2002-05
JEN GWIN



2006-10
BRITTANY TABRON



1980-81
HELEN MARZ



2,340 RONA NESBIT

G | 5-5 | Sutersville, Pa.

Season	G	FG-FGA	Pct.	FT-FTA	Pct.	Reb.	Avg.	Pts.	Avg.
1977-78	24	267-718	.433	52-62	.839	138	5.8	586	24.4
1978-79	23	288-612	.471	49-74	.662	127	5.5	625	27.2
1979-80	24	236-595	.397	75-88	.852	98	4.1	547	22.8
1980-81	25	262-585	.448	58-65	.892	106	4.2	582	23.3
Totals	96	1053-2409	.437	234-289	.810	469	4.9	2340	24.4



2,147 KRISTIN ROSEBERRY

C | 6-0 | Marion, Ohio

Season	G	FG-FGA	Pct.	FT-FTA	Pct.	Reb.	Avg.	Pts.	Avg.
1998-99	27	145-275	.523	122-171	.713	172	6.4	412	15.3
1999-00	31	236-403	.586	127-188	.676	205	6.6	599	19.3
2000-01	31	242-428	.565	132-193	.684	252	8.1	616	19.9
2001-02	28	201-363	.554	118-185	.638	287	10.2	520	18.6
Totals	117	824-1469	.561	499-737	.677	916	7.8	2147	18.4



1,912 CHRISTINA JACKSON

F | 6-0 | Lorain, Ohio

Season	G	FG-FGA	Pct.	FT-FTA	Pct.	Reb.	Avg.	Pts.	Avg.
2003-04	29	126-237	.532	57-90	.633	248	8.6	309	10.7
2004-05	30	231-432	.535	120-184	.652	294	9.8	582	19.4
2005-06	29	173-344	.503	126-194	.649	219	7.6	473	16.3
2006-07	31	197-381	.517	152-203	.749	311	10.0	548	17.7
Totals	119	727-1394	.522	455-671	.678	1072	9.0	1912	16.1



1,743 MARY KAY LYNCH

F | 6-0 | Oil City, Pa.

Season	G	FG-FGA	Pct.	FT-FTA	Pct.	Reb.	Avg.	Pts.	Avg.
1981-82	21	118-228	.518	63-114	.553	291	13.9	299	10.2
1982-83	24	150-320	.469	69-113	.611	270	11.3	369	15.4
1983-84	28	203-421	.482	88-134	.611	354	12.6	494	17.6
1984-85	26	236-465	.508	109-167	.653	279	10.7	581	22.3
Totals	99	707-1434	.493	329-528	.623	1194	12.1	1743	17.6



1,604 KRISTINA FREEMAN

G | 5-9 | Yonkers, N.Y.

Season	G	FG-FGA	Pct.	FT-FTA	Pct.	Reb.	Avg.	Pts.	Avg.
2006-07	31	75-152	.493	51-69	.739	83	2.7	214	6.9
2007-08	28	148-295	.502	85-113	.752	132	4.7	429	15.3
2008-09	29	146-313	.466	98-126	.778	145	5.0	434	15.0
2009-10	38	188-381	.493	108-145	.745	210	5.5	527	13.9
Totals	126	557-1141	.488	342-453	.755	570	4.5	1604	12.7

YEAR-BY-YEAR RECORDS

YEAR	W	L	Pct.	COACH
1974-75	2	7	.222	Ann Spinks
1975-76	2	10	.167	Ann Spinks
1976-77	2	13	.133	Karen Morris
1977-78	20	5	.800	Karen Morris
1978-79	16	7	.696	Karen Morris
1979-80	13	11	.542	Karen Morris
1980-81	15	10	.600	Lea Austin
1981-82	17	8	.680	Lea Austin
1982-83	15	11	.577	Lea Austin
1983-84	17	11	.607	Lea Austin
1984-85	15	11	.577	Joe Spinelli
1985-86	14	10	.583	Judy Saurer
1986-87	21	6	.778	Judy Saurer
1987-88	26	4	.867	Judy Saurer
1988-89	15	12	.556	Judy Saurer
1989-90	12	15	.444	Judy Saurer
1990-91	12	14	.462	Doug Zimmerman
1991-92	13	13	.500	Doug Zimmerman
1992-93	10	15	.400	Doug Zimmerman
1993-94	7	19	.269	Doug Zimmerman
1994-95	13	14	.481	Doug Zimmerman
1995-96	8	17	.320	Doug Zimmerman
1996-97	11	14	.440	Jodi Kest
1997-98	13	14	.481	Jodi Kest
1998-99	17	10	.630	Jodi Kest
1999-00	21	10	.677	Jodi Kest
2000-01	23	8	.742	Jodi Kest
2001-02	20	8	.714	Jodi Kest
2002-03	12	14	.462	Cleve Wright
2003-04	18	11	.621	Cleve Wright
2004-05	19	11	.633	Cleve Wright
2005-06	14	15	.483	Cleve Wright
2006-07	25	6	.806	Cleve Wright
2007-08	16	12	.571	Cleve Wright
2008-09	26	5	.839	Cleve Wright
2009-10	37	1	.974	Cleve Wright
2010-11	13	13	.500	Cleve Wright
2011-12	22	7	.759	Cleve Wright
2012-13	31	5	.861	Cleve Wright
2013-14	28	4	.875	Jim Brunelli
2014-15	21	8	.724	Jim Brunelli
2015-16	17	11	.607	Jim Brunelli
2016-17	9	19	.321	Jim Brunelli
2017-18	16	13	.552	Jim Brunelli
2018-19	14	17	.452	Jim Brunelli
2019-20	25	6	.806	Cleve Wright



KAREN MORRIS
1976-80



LEA AUSTIN
1980-84



JUDY SAURER
1985-90



DOUG ZIMMERMAN
1990-96



JODI KEST
1996-02

46 Years	753	485	.608	9 Head Coaches
-----------------	------------	------------	-------------	-----------------------

COACH	YEARS	SEASONS	GAMES	WINS	LOSSES	Pct.
Ann Spinks	1974-76	2	21	4	17	.190
Karen Morris	1976-80	4	87	51	36	.586
Lea Austin	1980-84	4	104	64	40	.615
Joe Spinelli	1984-85	1	26	15	11	.577
Judy Saurer	1985-90	5	135	88	47	.652
Doug Zimmerman	1990-96	6	155	63	92	.406
Jodi Kest	1996-02	6	169	105	64	.603
Cleve Wright	2002-13, 2019-Pr.	12	364	258	106	.709
Jim Brunelli	2013-19	6	177	105	72	.593
TOTALS - 9 HEAD COACHES		46	1238	753	485	.608

SEASON OPENERS

OVERALL RECORD

35-11

HOME

23-3

AWAY

4-5

NEUTRAL

8-3

'74-75 EDINBORO	L	109-42
'75-76 at Edinboro	L	129-31
'76-77 at Jamestown C.C.	L	82-22
'77-78 JAMESTOWN C.C.	W	46-26
'78-79 JAMESTOWN C.C.	W	93-27
'79-80 JAMESTOWN C.C.	W	94-46
'80-81 at Mercyhurst	W	98-50
'81-82 at Youngstown State	L	76-61
'82-83 PITT-BRADFORD	W	103-28
'83-84 at Slippery Rock	L	72-62
'84-85 LOCK HAVEN	L	70-65
'85-86 PITT-BRADFORD	W	86-31
'86-87 vs. East Stroudsburg	W	68-65
'87-88 ASHLAND	W	77-71
'88-89 CALIFORNIA (Pa.)	W	84-74
'89-90 vs. Westminster (Pa.)	W	78-60
'90-91 vs. SIU-Edwardsville	L	76-71
'91-92 OHIO DOMINICAN	W	72-56
'92-93 BOWIE STATE	W	81-51
'93-94 LAKE ERIE	W	100-52
'94-95 W.Va. WESLEYAN	W	64-57
'95-96 at Daemen	L	66-65
'96-97 FAIRMONT STATE	W	83-73
'97-98 WHEELING JESUIT	W	66-59
'98-99 NYACK	W	93-32
'99-00 MANSFIELD	W	90-55
'00-01 HOUGHTON	W	65-37
'01-02 OHIO VALLEY	W	116-43
'02-03 SHEPHERD	W	76-58
'03-04 WEST LIBERTY STATE	L	68-63
'04-05 at Slippery Rock	W	68-55
'05-06 SLIPPERY ROCK	W	80-70
'06-07 vs. St. Joseph's (Ind.)	W	55-52
'07-08 vs. West Liberty State	L	71-68
'08-09 at Concord (W.Va.)	W	83-69
'09-10 vs. Northeastern State	W	67-66
'10-11 vs. Northwood	W	80-68
'11-12 PSU GREATER ALLEGHENY	W	113-31
'12-13 vs. UC San Diego	W	69-58
'13-14 WALSH	W	80-68
'14-15 GLENVILLE STATE	W	94-77
'15-16 vs. Central State (Ohio)	W	76-57
'16-17 vs. Virginia State	L	62-51
'17-18 vs. Elizabeth City State	W	68-50
'18-19 ELIZABETH CITY STATE (OT)	W	91-89
'19-20 Elizabeth City State	W	66-64

100-POINT GAMES

OVERALL RECORD

21-10

HOME

16-4

AWAY

4-5

NEUTRAL

1-1

'74-75 EDINBORO	L	109-42
'75-76 at Edinboro	L	129-31
'76-77 EDINBORO	L	120-22
'77-78 at Edinboro	L	105-69
'77-78 at Villa Maria	W	104-76
'77-78 VILLA MARIA	W	104-37
'79-80 at Villa Maria	W	100-52
'80-81 vs. Pitt-Bradford	W	112-44
'82-83 PITT-BRADFORD	W	103-28
'83-84 MERCYHURST	W	107-55
'85-86 UTICA	W	106-49
'89-90 at Pitt-Johnstown	L	113-58
'89-90 PITT-JOHNSTOWN	L	107-84
'91-92 at Pitt-Johnstown	L	102-82
'93-94 LAKE ERIE	W	100-52
'93-94 at Oakland	L	101-50
'93-94 HILBERT	W	117-18
'96-97 OAKLAND	L	109-74
'97-98 W. VIRGINIA TECH	W	112-82
'97-98 vs. Northern Michigan	L	104-76
'98-99 NORTHWOOD	W	109-69
'00-01 ROBERTS WESLEYAN	W	101-60
'01-02 OHIO VALLEY	W	116-43
'01-02 DAEMEN	W	105-63
'07-08 DAEMEN	W	113-80
'08-09 SALEM INTERNATIONAL	W	109-38
'08-09 LAKE ERIE	W	104-64
'09-10 at Alaska Fairbanks	W	105-54
'09-10 at Central State	W	108-62
'11-12 PSU GREATER ALLEGHENY	W	113-31
'12-13 URSULINE	W	100-48

OVERTIME GAMES

OVERALL RECORD

15-24

HOME

7-14

AWAY

6-8

NEUTRAL

2-2

'78-79 YOUNGSTOWN ST.	L	71-65
'85-86 at Canisius	L	67-65
'85-86 at Le Moyne	L	83-75
'87-88 PITT-JOHNSTOWN (2 ot)	L	88-81
'90-91 LOCK HAVEN	L	85-80
'91-92 INDIANA (Pa.) (2 ot)	L	93-92
'94-95 at Mercyhurst	L	72-66
'94-95 at Edinboro	L	71-59
'94-95 at Clarion	W	66-63
'96-97 WAYNE STATE	L	74-71
'97-98 ASHLAND	L	93-89
'97-98 FINDLAY (2 ot)	L	81-75
'98-99 FERRIS STATE	L	84-81
'98-99 FINDLAY	L	88-86
'98-99 WAYNE STATE	L	74-70
'99-00 vs. Augustana (S.D.)	L	68-66
'99-00 MICHIGAN TECH	L	65-63
'99-00 FINDLAY	W	70-66
'01-02 HILLSDALE	L	77-72
'01-02 at Findlay	L	72-65
'04-05 at Hillsdale (2 ot)	L	88-83
'05-06 MERCYHURST	W	75-68
'06-07 at Northern Michigan	W	76-70
'07-08 SLIPPERY ROCK	W	83-81
'08-09 SLIPPERY ROCK	W	79-72
'08-09 vs. Indiana (Pa.)	W	69-65
'09-10 vs. Henderson St. (2 ot)	W	81-75
'09-10 CALIFORNIA (Pa.)	W	75-72
'09-10 vs. Emporia State	L	97-94
'11-12 INDIANA (Pa.)	L	71-68
'12-13 at Millersville	W	78-76
'13-14 at Edinboro	L	75-72
'14-15 at Edinboro	L	55-54
'14-15 at California (Pa.)	W	69-63
'15-16 at Kutztown	W	85-76
'15-16 SLIPPERY ROCK	L	72-65
'16-17 BLOOMSBURG	W	71-63
'16-17 at Clarion	W	73-68
'18-19 ELIZABETH CITY STATE	W	91-89

All-Time Letterwinners

A

Abbot, Rose	1975
Acker, Missy	1997-00
Adams, Cindy	1979
Aloan, Coleen	1976
Amsden, Kelly	1987

B

Babnis, Mary Lou	1978-80
Bakker, Kristin	1994-95
Baldwin, Sue	1984-87
Basiletti, Margie	1983-84
Bates, Kim	1997-00
Batts, Brittany	2012-15
Beardsley, Karen	1979-80
Begella, Lynn	1982
Benim, Ali	2020
Benjamin, Roshay	2019
Berchtold, Amanda	2013-16
Bevacqua, Kayla	2018
Billingsley, Lauren	2005
Blake, Nettie	2012-15
Blanch, Katie	2012
Blaskowski, Amanda	2008
Blitz, Cindy	1975
Bonadio, Pam	1980-81
Bortz, Monica	1999-02
Bortz, Shelley	1993-94, 96-97
Brady, Betsy	1985-86
Braithwaite, Del	1979-82
Braithwaite, Gwen	1975
Braungart, Julia	2017-18
Brennan, Brianna	2014-16
Brickley, Kattie	1976-77
Bunstine, Abby	2006, 08-09
Bury, Terry	1978
Butera, Kim	1988-89
Byrd, Londa	1992-93

C

Canon, Kiana	2017
Carnahan, Karey	1996-98
Carter, Avis	1987-88
Cermak, Amy	1989-90
Chapman, Heather	2003-04
Christie, Kim	1983
Colucci, Cindy	1978-79
Como, Amy	1986-88
Carevar, Marianne	1980-81
Craft, Jackie	1998
Crocker, Tiffany	2007-10
Crotty, Tess	1975-77

D

Dacek, Amanda	2009-11
Danner, Val	1981-84
Davic, Kelly	1990-93
Deguire, Mikayla	2014-15
D'Eposito, Toni	1982-83
DiBello, Jena	1992-95
Dogan, Delaney	2019-20
Domon, Wynette	1977
Donahue, Diane	1982-85
Donikowski, Lisa	1989-92
Dorrell, Molly	2000-03
Dugger, Kelsey	2015
Duncan, Melanie	2003-06
Dunford, Kris	1991-92

E

Earl, Holly	2005
Eisenschmid, Cara	1994-97
Ellerbrock, Elissa	2016
England, Casey	2004-07

F

Fairman, Lisa	2002-05
Ferraro, Jill	1975
Fetzner, Shellie	1986-89
Fink, Cathy	1991
Fisher, Patti	1975-76
Freeman, Kristina	2007-10

G

Gadley, Ann	1991-92
Garms, Katie	2001-04
Gatewood, LaShawna	2016
Giles, Toyia	1987
Glass, Doriyon	2012-14
Gold, Amy	1993
Gontkovic, Nicki	1990-93
Gonzales, Stephanie	1992-95
Green, Kristy	2000-03
Grieb, Debbie	1976
Griest, Patti	1984-85
Grotkowski, Geri	1979-81
Gudakunst, Suzanne	1994-97
Guyton, Marissa	2013-16
Gwin, Jen	2002-05

H

Hall, Keely	2017
Harrison, Indya	2017
Heller, Kathy	1980
Hendricks, Candice	2012-15
Herbert, Kelsey	2016-18
Hirt, Emilie	2006
Hubbard, Cheryl	1986-87
Hummer, Kathy	1979-80
Hunley, Linda	1980-83

I

Innes, Becky	2009-12
Irwin, Kelly	2001-04

J

Jackson, Christina	2004-07
Johns, Kelly	1988-91
Johnson, Felicia	1977
Johnson, Sue	1977
Jones, Tiffany	2002-03
Jordon, Jeni	2012
Jowett, Sue	1978
Justice, Stacey	1987-88

K

Kibby, Katie	2005-08
Kitchen, Sara	1998-01
Kleber, Julie	2007-11
Kloecker, Carol	1986-89
Kloecker, Mary	1982-84
Koller, Margie	1978-79
Koul, Daria-Hanna	2020
Kraus, Beth	2003-06
Kyle, Kathy	1977-80

L

LaCava, Nicole	2016-19
Loutzenhiser, Margo	2020
Lowdermilk, Ashley	2005-08
Lowe, Caitlyn	2009-12

Lucas, Angela 1995-98
Lynch, Mary Kay 1982-85

M

MacBeth, Cheryl 1987-90
Magraw, Deanne 1994-97
Maruca, Connie 1979
Marz, Helen 1981
Mastrodonato, Holly 1996-98
Matthews, Sue 1976
Matschner, Ellen 1980-83
McCoy, Kelsey 2010-13
McKinney, Boston 2019-20
McLane, Kathy 1996-97
McSwain, Megan 2011
McWilliams, Beth 1987-90
Metheny, Jackie 2002
Michalkiewicz, Julie 2000-01
Mitchell, Maggie 2017-18
Mitchell, Sydney 2018-20
Moyer, Kelly 1989-92
Mulligan, Jessica 1997
Myers, Candy 2001-02

N

Neighbors, Morgan 2013-16
Nemec, Kate 1995
Nesbit, Rona 1978-81
Nolan, Carrie 2006-07, 09-10

O

Oas, Emma 2018
Obenrader, Tori 2019-20
Odem, Jenneatte 1985-86

P

Palmieri, Janet 1990
Pancoast, Elisha 2001-02
Papich, Jen 2011-14
Parson, Lori 1981-84
Pavelecky, Sarah 2004
Phillips, Jodi 1997-98
Phillips, Kris 1991
Pirosko, Sam 2019-20
Poling, Emily 2020
Politano, Leigh 1982
Pope, Paula 1984-87
Powell, Brittany 2010
Prest, Kathy 1978-81
Presto, Margot 1975-77
Preston, Shanel 2017
Przybycin, Ann 1975

R

Radkowski, Terry 1976
Ransom, Breanna 2019-20
Ratchuk, Jill 2004
Reedy, Kelly 1982-85
Rivas, Aiora 2019
Rivera, Nicole 2004
Roebach, Cindy 1978
Romanski, Jen 1994-97
Roseberry, Kristin 1999-02
Ross, Nicole 2007
Rothlisberger, Allison 2006-09
Rourke, Chelsea 2017-20
Ruefle, Peggy 1980-81

S

Sabo, Kelly 1998-01
Sandor, Rebecca 1998-99

Santavy, Jessica 2005-06
Saunders, Lanise 2014-17
Schwartz, Lynette 1985-87
Sebald, Mollie 2012-15
Sekula, SuAnn 1977
Sheridan, Peggy 1978-79
Shives, McKenna 2015-16
Siebka, Marissa 2017
Smith, Nikki 1999-02
Sopher, Mary 1992
Sorg, Mary 1976
Stahlheber, Annie 1996-97
Statsny, Elizabeth 1975
Sundberg, Kelley 2011-14
Swartzwelder, Erin 1995
Szykowny, Julie 1992-95

T

Tabron, Brittany 2006, 08-10
Tamerlano, Jessie 2011
Tewes, Haley 2017-20
Tewes, Lauren 2016-19
Thies, Jennie 2013-16
Thompson, Shanna 2008-11
Thornbury, Emily 2002-05
Torrence, Elise 2017-19
Treharne, Tonya 1986-89
Tucker, Danielle 2011
Tulawiecki, Lauri 1990
Turco, Carrie 1980
Tullio, Anne 1989-90
Twentier, Christy 1998
Twumasi, Ivana 2019

V

Vargas, Kim 2007-10
Verbos, Michelle 1983
Vetra, Ruta 2018

W

Walker, Robbin 1978-79
Wasylosky, Joan 1977
Welc, Kerri 1994
Westrick, Libby 1996-97
Wiggins, Wendy 1998-01
Williams, Faith 2020
Williams, Michele 1985-87
Wimer, Toni 1990-93
Windon, Jacki 1998-01
Wood, Carol 1975-76

Y

Yelensky, Yvonne 1977

Z

Zambroski, Mara 1975
Zerishnek, Heidi 1994-95
Zirkle, Sandy 1994-97
Zukowski, Chris 1988-91

Records vs. All Opponents

OPPONENT	FIRST MEETING	LAST MEETING	W	L
Akron	1978-79	1982-83	4	1
Alaska Fairbanks	2009-10	2018-19	2	0
Alderson Broaddus	1998-99	2009-10	2	0
Allegheny	1975-76	1990-91	7	3
Army	1987-88	1987-88	0	1
Ashland	1986-87	2016-17	21	17
Assumption (Mass.)	2004-05	2004-05	1	0
Augustana (S.D.)	1999-00	1999-00	0	1
Barry (Fla.)	2003-04	2003-04	1	0
Bellarmino (Ky.)	2007-08	2007-08	0	1
Binghamton	1999-00	1999-00	0	1
Bloomsburg	2008-09	2019-20	9	3
Bowie State	1992-93	2019-20	2	3
Buffalo, University at	1978-79	1990-91	6	5
Buffalo State	1978-79	1978-79	1	0
BYU-Hawaii	2013-14	2013-14	1	0
California (Pa.)	1981-82	2019-20	23	24
California-San Diego, Univ. of	2012-13	2012-13	1	0
Canisius	1980-81	1985-86	3	6
Carnegie-Mellon	1986-87	1987-88	2	0
Castleton State	2000-01	2000-01	1	0
Central Missouri State	1991-92	1992-92	0	1
Central State (Ohio)	2002-03	2015-16	4	1
Chaminade (Hawaii)	2013-14	2013-14	1	0
Charleston (W.Va.)	1997-98	1997-98	0	1
Cheyney	2010-11	2017-18	7	0
Christian Brothers	1985-86	1985-86	0	1
Clarion	1975-76	2019-20	42	15
Cleveland State	1977-78	1982-83	1	5
Colgate	1983-84	1985-86	2	4
Columbia Union	1991-92	1993-94	2	0
Concord (W.Va.)	2008-09	2008-09	1	0
Cuyahoga C.C.	1977-78	1977-78	1	0
C.W. Post	1984-85	1984-85	1	0
Daemen	1987-88	2018-19	9	5
Davis & Elkins	1986-87	2002-03	6	0
Dowling	1989-90	1990-91	2	0
Drury (Mo.)	2006-07	2006-07	0	1
Duquesne	1977-78	1982-83	1	3
D'Youville	1985-86	1985-86	1	0
District of Columbia	1995-96	1995-96	1	0
Dominican (N.Y)	1979-80	1979-80	1	0
East Stroudsburg	1981-82	2019-20	10	3
Edinboro	1974-75	2019-20	26	38
Elizabeth City State	2017-18	2019-20	3	0
Emporia State	2009-10	2009-10	0	1
Erie C.C.	1977-78	1977-78	2	0
Fairmont State	1993-94	2019-20	8	1

OPPONENT	FIRST MEETING	LAST MEETING	W	L
Fayetteville State	2008-09	2008-09	1	0
Ferris State	1995-96	2010-11	4	12
Findlay	1992-93	2017-18	14	11
Fredonia State	1975-76	1978-79	2	1
Geneva	1997-98	1998-99	2	0
Glenville State (W.Va.)	2005-06	2014-15	2	2
Grand Valley State	1995-96	2015-16	6	13
Grove City	1976-77	1987-88	3	3
Henderson State	2009-10	2009-10	1	0
Hilbert	1992-93	1993-94	2	0
Hillsdale	1995-96	2007-08	16	14
Holy Family (Pa.)	2008-09	2008-09	1	0
Houghton	1992-93	2000-01	5	1
Immaculata	1987-88	1988-89	4	0
Indiana (Pa.)	1979-80	2019-20	17	27
Indianapolis	2003-04	2006-07	0	4
Jamestown C.C.	1974-75	1979-80	6	4
John Carroll	1977-78	1982-83	4	1
Johnson C. Smith	2011-12	2019-20	2	2
Kutztown	1994-95	2019-20	8	4
Lake Erie	1989-90	2019-20	5	0
Lake Superior State	1995-96	2007-08	5	9
Le Moyne	1982-83	2014-15	20	6
Lewis (Ill.)	2004-05	2004-05	0	1
Lincoln (Pa.)	2015-16	2016-17	1	1
Lincoln Memorial	2002-03	2002-03	1	0
Lock Haven	1984-85	2018-19	16	9
Madonna	1992-93	1992-93	1	0
Malone	1982-83	1992-93	3	1
Mansfield	1998-99	2019-20	10	1
Marshall	1979-80	1979-80	0	1
Mercyhurst	1974-75	2019-20	64	30
Merrimack	1999-00	2001-02	2	0
Michigan-Dearborn	1991-92	1991-92	2	0



Records vs. All Opponents

OPPONENT	FIRST MEETING	LAST MEETING	W	L
Michigan Tech	1995-96	2007-08	3	14
Millersville	1981-82	2019-20	9	4
Missouri-Rolla	1994-95	1994-95	0	1
Molloy	2010-11	2010-11	1	0
Morgan State	1980-81	1983-84	0	2
Navy	1986-87	1986-87	0	1
Nazareth	1982-83	1982-83	1	0
New York Institute of Tech.	2005-06	2005-06	1	0
Niagara	1978-79	1985-86	7	5
Northeastern State (Okla.)	2009-10	2009-10	1	0
Northern Kentucky	1991-92	2000-01	1	2
Northern Michigan	1995-96	2007-08	7	9



Northwood (Mich.)	1994-95	2010-11	14	2
Notre Dame (Ohio)	1990-91	2012-13	6	1
Nova Southeastern (Fla.)	2003-04	2003-04	1	0
Nyack	1998-99	1998-99	1	0
Oakland	1991-92	1996-97	0	6
Ohio Dominican	1991-92	1991-92	1	0
Ohio Valley	2001-02	2004-05	3	0
Pace	1983-84	2004-05	1	2
Penn State-Behrend	1974-75	1988-89	17	5
Penn State Greater Allegheny	2011-12	2011-12	1	0
Penn State-Shenango	1978-79	1979-80	1	1
Philadelphia Textile	1983-84	1990-91	8	4
Pitt-Bradford	1980-81	1996-97	8	0
Pitt-Johnstown	1979-80	2019-20	14	23
Point Park	1990-91	1994-95	5	1
Puerto Rico-Bayamon, Univ. of	2011-12	2011-12	1	0
Puerto Rico-Rio Piedras, Univ. of	2011-12	2011-12	0	1
Queens (N.Y.)	1987-88	1989-90	3	3
Robert Morris	1979-80	1984-85	2	4
Roberts Wesleyan	2000-01	2000-01	1	0
Univ. of Rochester	1980-81	1981-82	2	0
Saginaw Valley State	1994-95	2007-08	10	5
Saint Bonaventure	1977-78	1985-86	4	6

OPPONENT	FIRST MEETING	LAST MEETING	W	L
Saint John Fisher	1978-79	1984-85	4	5
Saint Joseph's (Ind.)	2003-04	2006-07	3	1
Saint Leo (Fla.)	1990-91	1990-91	1	0
Saint Michael's (Vt.)	1986-87	1986-87	2	0
Saint Rose (N.Y.)	2001-02	2001-02	1	0
Saint Thomas Aquinas	2009-10	2009-10	1	0
Saint Vincent (Pa.)	1993-94	1993-94	1	0
Salem International	1994-95	2008-09	4	0
Seton Hill (Pa.)	2009-10	2019-20	13	5
Shamrocks	1978-79	1978-79	1	0
Shaw	2011-12	2013-14	1	1
Shepherd	2002-03	2016-17	1	2
Shippensburg	1982-83	2019-20	9	4
Siena Heights	1985-86	1985-86	1	0
Slippery Rock	1979-80	2019-20	39	12
SIU-Edwardsville	1990-91	1990-91	0	1
Southampton	1987-88	1988-89	2	0
Southern Indiana	1997-98	2000-01	0	2
Southwest State	1999-00	1999-00	1	0
Stonehill (Mass.)	2007-08	2009-10	1	1
Southern New Hampshire	2009-10	2009-10	1	0
Tampa	2018-19	2018-19	0	1
Texas A&M International	2006-07	2006-07	1	0
Thiel	1976-77	1982-83	5	1
Tiffin	2000-01	2009-10	5	1
Tusculum	2009-10	2009-10	1	0
Urbana	2010-11	2011-12	2	0
Ursuline (Ohio)	2012-13	2012-13	1	0
Utica	1982-83	1985-86	4	3
Villa Maria	1974-75	1979-80	9	1
Virginia State	2016-17	2016-17	0	1
Virginia Union	2010-11	2017-18	1	2
Walsh	2000-01	2013-14	4	0
Wayne State (Mich.)	1991-92	2007-08	14	19
West Chester	2010-11	2019-20	6	2
West Florida	2009-10	2009-10	1	0
West Liberty	1988-89	2007-08	4	2
West Texas A&M	2012-13	2012-13	1	0
West Virginia State	1998-99	1998-99	1	0
West Virginia Tech	1997-98	1997-98	2	0
West Virginia Wesleyan	1994-95	2008-09	5	1
Westminster (Pa.)	1976-77	1999-00	7	1
Wheeling	1980-81	2019-20	7	1
Wilmington	2010-11	2010-11	1	0
Wisconsin-Parkside	1992-93	1992-93	0	1
Wright State	1984-85	1984-85	0	1
Youngstown State	1978-79	1982-83	0	5

All-Time Results - The 1970's

1974-75 (2-7)

12/12	EDINBORO	L	109-42
12/14	PENN ST BEHREND	L	53-31
2/6	at Jamestown C.C.	L	61-39
2/8	at Penn St Behrend	L	61-41
2/10	at Mercyhurst	L	72-63
2/13	MERCYHURST	L	47-45
2/17	at Villa Maria	W	76-59
2/25	JAMESTOWN C.C.	L	75-46
3/5	VILLA MARIA	W	66-38

1975-76 (2-10)

12/15	at Edinboro	L	129-31
12/18	PENN ST BEHREND	W	59-49
2/4	at Penn St Behrend	L	68-53
2/9	at Mercyhurst	L	84-73
2/10	FREDONIA STATE	L	69-44
2/12	at Allegheny	L	56-51
2/17	JAMESTOWN C.C.	L	89-51
2/19	at Villa Maria	L	58-45
2/21	at Clarion	L	74-48
2/24	MERCYHURST	L	53-43
2/26	VILLA MARIA	W	44-38
3/4	CLARION	L	95-60

1976-77 (2-13)

12/3	at Jamestown C.C.	L	82-22
12/9	EDINBORO	L	120-22
12/13	PENN ST BEHREND	L	53-39
2/3	VILLA MARIA(Forfeit)	W	2-0 *

2/5	at Penn St Behrend	L	86-45
2/8	at Allegheny	L	79-42
2/10	GROVE CITY	L	56-44
2/12	MERCYHURST	L	72-35
2/17	at Westminster (Pa.)	L	52-32
2/21	at Mercyhurst	L	50-38
2/23	at Clarion	L	78-22
2/24	at Thiel	L	54-31
3/1	ALLEGHENY	L	61-15
3/3	at Villa Maria(Forfeit)	W	2-0 *
3/4	CLARION	L	62-26

1977-78 (20-5)

11/28	JAMESTOWN C.C.	W	46-26
12/5	JOHN CARROLL	L	78-66
12/8	at Edinboro	L	105-69
12/10	CLEVELAND STATE	W	66-57
12/12	ERIE C.C.	W	72-44
12/14	at Jamestown C.C.	W	86-61
12/15	at Penn St Behrend	W	88-43
1/26	at Thiel	W	65-53
1/28	KENT ST.-ASHTABULA(Forfeit)	W	2-0 *
1/31	GROVE CITY	W	61-54
2/3	at Erie C.C.	W	70-60
2/4	CUYAHOGA C.C. WEST	W	89-53
2/7	ALLEGHENY	W	66-56
2/10	at Villa Maria	W	104-76
2/11	CLARION	W	65-61
2/13	at Mercyhurst	W	53-52
2/15	PENN ST BEHREND	W	84-39
2/17	at Fredonia State	W	85-50

2/20	at Westminster (Pa.)	W	79-50
2/22	MERCYHURST	W	64-41
2/25	THIEL	W	90-51
2/28	VILLA MARIA	W	104-37
3/1	at Clarion	L	60-58
3/10	DUQUESNE #	L	80-61
3/11	ST. BONAVENTURE #	W	78-57
# Gannon Invitational (Erie, Pa.)			

1978-79 (16-7)

11/29	JAMESTOWN C.C.	W	93-27
12/2	N. TONAWANDA C.C.	W	62-52
12/5	EDINBORO	L	92-60
12/7	at John Carroll	W	83-69
12/9	ST. JOHN FISHER	L	80-59
12/13	at Akron	W	70-44
12/14	at Penn St. Behrend	W	74-39
1/16	at Uni. at Buffalo	W	71-48
1/20	PENN ST BEHREND	W	73-62
1/22	YOUNGSTOWN ST.(ot)	L	71-65
1/25	at Mercyhurst	W	72-44
1/27	FREDONIA STATE	W	79-45
1/29	PSU-SHENANGO	L	70-61
1/30	at Westminster (Pa.)	W	58-39
2/5	ALLEGHENY	W	65-60
2/8	at Grove City	L	70-59
2/10	MERCYHURST	W	80-53
2/12	VILLA MARIA	W	87-48
2/16	at Buffalo State	W	71-50
2/19	NIAGARA	L	91-61
2/21	CLARION	W	79-67

2/24	at Cleveland State	L	67-40
2/27	at Jamestown C.C.	W	69-51

1979-80 (13-11)

11/30	JAMESTOWN C.C.	W	94-46
12/2	DOMINICAN	W	72-61
12/5	at Slippery Rock	W	76-66
12/7	vs. Marshall *	L	76-75
12/8	vs. Clarion *	W	65-60
12/8	at Indiana (Pa.) *	L	77-56
12/10	AKRON	W	85-69
12/13	at Edinboro	L	88-73
12/15	MERCYHURST	W	81-47
1/14	PENN ST, BEHREND	W	75-42
1/19	at Niagara	L	64-38
1/21	at Clarion	W	58-57
1/24	at St. John Fisher	L	79-52
1/30	at Robert Morris	W	64-61
1/31	at Mercyhurst	L	69-63
2/6	CLEVELAND STATE	W	73-61
2/9	at PSU-Shenango	W	70-64
2/11	GROVE CITY	L	67-66
2/14	at Youngstown State	L	92-76
2/16	UNIV. AT BUFFALO	W	85-56
2/19	EDINBORO	L	70-61
2/21	at Jamestown C.C.	W	78-60
2/23	at Pitt-Johnstown	L	89-59
2/25	at Villa Maria	W	100-52

* IUP Christmas Tournament (Indiana, Pa.)



The 2009-10 team became the first Gannon women's basketball squad in school history to play in the NCAA Division II Final Four.

All-Time Results - The 1980's

1980-81 (15-10)

12/4	at Mercyhurst	W	98-50
12/6	vs. Pitt-Bradford	W	112-44
12/7	vs. Clarion	W	83-67
12/9	at Akron	W	66-64
12/11	SLIPPERY ROCK	W	92-74
12/13	at Canisius	L	74-72
1/10	PENN ST. BEHREND	W	97-44
1/15	WHEELING	W	83-62
1/17	at Univ. of Buffalo	L	72-66
1/19	at Penn St. Behrend	W	86-58
1/21	YOUNGSTOWN ST.	L	78-70
1/24	ST. JOHN FISHER	W	59-47
1/26	ROBERT MORRIS	W	65-53
1/28	at St. Bonaventure	L	83-80
1/31	INDIANA (Pa.)	W	82-70
2/3	at Cleveland State	L	82-69
2/5	THIEL	W	79-60
2/6	NIAGARA	L	77-71
2/9	at Univ. of Rochester	W	81-68
2/11	MERCYHURST	W	89-38
2/14	CLARION	W	73-58
2/16	at Edinboro	L	73-68
2/21	PITT-JOHNSTOWN	L	70-69
2/22	at Duquesne	L	67-62
3/7	vs. Morgan State	L	99-66

1981-82 (17-8)

12/2	at Youngstown State	L	76-61
12/4	vs. Niagara	W	75-73
12/5	at Mercyhurst	W	79-72
12/8	AKRON	W	68-65
12/11	CANISIUS	L	69-63
1/6	at Thiel	W	74-41
1/9	JOHN CARROLL	W	93-35
1/12	at Indiana (Pa.)	W	81-65
1/15	vs. California (Pa.)	L	74-66
1/16	vs. Millersville	W	66-54
1/16	vs. East Stroudsburg	W	82-71
1/18	at Clarion	W	69-50
1/23	at St. John Fisher	L	79-53
1/26	EDINBORO	W	67-57
1/28	at Robert Morris	L	63-59
1/30	U. OF ROCHESTER	W	66-65
2/3	CLEVELAND STATE	W	70-62
2/6	at Mercyhurst	W	75-62
2/10	PENN ST. BEHREND	W	75-54
2/13	at Niagara	W	67-62
2/18	at Slippery Rock	L	73-48
2/20	at Pitt-Johnstown	L	79-57
2/23	ST. BONAVENTURE	W	68-51
2/25	DUQUESNE	L	68-63
2/27	MERCYHURST	W	88-77

1982-83 (15-11)

11/27	PITT-BRADFORD	W	103-28
12/1	at Akron	L	80-62
12/4	at California (Pa.)	W	76-72
12/6	SLIPPERY ROCK	L	71-50
12/10	ST. JOHN FISHER	L	72-44
12/11	at St. Bonaventure	W	67-66
1/5	THIEL	W	84-55
1/8	at John Carroll	W	90-29
1/11	NIAGARA	W	58-52
1/14	at Shippensburg	L	73-68
1/15	vs. Clarion	W	72-56
1/15	vs. Millersville	L	73-62
1/17	at Mercyhurst	W	61-58
1/19	at Cleveland State	L	84-67
1/22	ROBERT MORRIS	L	78-70
1/25	at Duquesne	W	62-54
1/29	at Canisius	L	78-45

2/2	CLARION	W	84-51
2/5	at Nazareth	W	74-73
2/9	at Malone	L	97-60
2/12	PENN ST. BEHREND	W	72-66
2/14	at Edinboro	L	72-57
2/19	UTICA	W	77-71
2/21	MERCYHURST	W	82-68
2/23	YOUNGSTOWN ST.	L	86-67
2/26	LE MOYNE	W	92-63

1983-84 (17-11)

11/22	at Slippery Rock	L	72-62
11/26	INDIANA (Pa.)	W	68-65
11/29	MERCYHURST	W	107-55
12/1	at St. Bonaventure	L	65-58
12/3	CALIFORNIA (Pa.)	W	68-62
12/7	at Canisius	L	93-76
12/9	ST. JOHN FISHER	W	68-66
1/11	EDINBORO	W	75-61
1/13	vs. Malone	W	81-67
1/14	vs. Phila. Textile	W	84-71
1/14	vs. Pitt-Johnstown	L	61-56
1/18	at Robert Morris	L	84-62
1/21	NIAGARA	W	73-60
1/23	ST. BONAVENTURE	W	64-55
1/27	at Utica	L	71-65
1/28	at Le Moyne	W	91-66
2/1	at Clarion	L	62-60
2/3	COLGATE	W	63-55
2/7	at Niagara	W	74-61
2/10	at St. John Fisher	W	65-62
2/11	at Colgate	L	77-70
2/14	CANISIUS	W	65-63
2/20	at Mercyhurst	W	79-69
2/22	PENN ST. BEHREND	W	69-42
2/25	UTICA	L	65-62
2/27	LE MOYNE	W	72-50
3/9	vs. Morgan State	L	74-67
3/10	at Pace	L	73-67

1984-85 (15-11)

11/24	LOCK HAVEN	L	70-65
11/29	at St. Bonaventure	L	63-61
12/1	CLARION	W	80-55
12/5	at Canisius	L	75-56
12/8	ST. JOHN FISHER	W	45-36
12/13	at California (Pa.)	L	73-69
12/15	at Edinboro	W	63-50
1/8	SLIPPERY ROCK	W	63-61
1/12	vs. Wright State	L	71-62
1/13	vs. C.W. Post	W	65-56
1/13	vs. Slippery Rock	W	66-62
1/19	NIAGARA	L	81-64
1/25	at Colgate	L	49-48
1/26	at St. John Fisher	L	62-51
1/30	at Mercyhurst	W	63-50
2/2	LE MOYNE	W	65-46
2/3	COLGATE	W	67-59
2/8	ST. BONAVENTURE	L	64-61
2/9	ROBERT MORRIS	L	66-50
2/12	CANISIUS	W	59-43
2/16	at Niagara	W	50-49
2/18	PENN ST. BEHREND	W	66-53
2/22	at Utica	L	67-41
2/23	at Le Moyne	W	66-59
2/27	MERCYHURST	W	54-51
3/2	UTICA	W	74-70

1985-86 (14-10)

11/26	PITT-BRADFORD	W	86-31
12/1	at Lock Haven	L	66-56
12/2	at Clarion	W	69-62
12/5	at St. Bonaventure	L	78-61

12/8	COLGATE	L	65-58
12/13	LE MOYNE	W	88-57
1/2	vs. Christian Brothers	L	65-49
1/3	vs. Siena Heights	W	67-61
1/8	EDINBORO	L	66-56
1/13	PENN ST. BEHREND	W	88-30
1/18	at Niagara	L	81-62
1/21	at Canisius (ot)	L	67-65
1/25	MERCYHURST	W	86-51
1/31	at Utica	W	65-44
2/1	at Colgate	L	66-60
2/5	at Mercyhurst	W	85-52
2/7	NIAGARA	W	70-69
2/9	at Pitt-Bradford	W	72-47
2/12	at Penn St. Behrend	W	52-42
2/17	ST. BONAVENTURE	L	74-63
2/19	D'YOUVILLE	W	84-23
2/22	at Le Moyne (ot)	L	83-75
2/26	CANISIUS	W	63-53
3/1	UTICA	W	106-49

1986-87 (21-6)

11/21	vs. East Stroudsburg	W	68-65
11/22	vs. Le Moyne	W	74-70
12/1	at Edinboro	W	63-52
12/3	ALLEGHENY	W	72-51
12/5	CARNEGIE-MELLON	W	75-56
12/6	GROVE CITY	W	64-51
12/8	SLIPPERY ROCK	W	88-61
12/11	LOCK HAVEN	W	81-60
12/13	at Indiana (Pa.)	L	74-66
12/27	vs. Pace	L	84-59
12/28	vs. St. Michael's	W	97-72
1/2	DAVIS & ELKINS	W	89-73
1/5	at Navy	L	78-51
1/7	vs. Phila. Textile	W	63-60
1/8	vs. St. Michael's	W	63-60
1/21	at Mercyhurst	W	68-50
1/23	at Penn St. Behrend	W	83-45
1/31	LE MOYNE	W	90-59
2/2	CLARION	W	86-74
2/4	EDINBORO	W	73-54
2/7	PITT-JOHNSTOWN	L	79-73
2/8	at Pitt-Bradford	W	78-40
2/11	MERCYHURST	W	81-51
2/13	at Davis & Elkins	W	76-62
2/14	at Ashland	L	86-70
2/21	at Le Moyne	W	74-55
2/24	at Pitt-Johnstown	L	83-57

1987-88 (26-4)

11/28	ASHLAND	W	77-71
11/30	DAVIS & ELKINS	W	83-59
12/2	at Allegheny	W	73-53
12/4	IMMACULATA	W	94-31
12/5	at Daemen	L	77-65
12/7	EDINBORO	W	74-66
12/10	at Lock Haven	W	69-50
12/12	INDIANA (Pa.)	W	71-55
1/6	at Carnegie-Mellon	W	92-40
1/8	at Phila. Textile	W	83-63
1/9	at Immaculata	W	83-48
1/13	UNIV. AT BUFFALOW	W	78-41
1/16	QUEENS	W	77-57
1/20	MERCYHURST	W	86-56
1/23	at Davis & Elkins	W	89-66
1/27	at Pitt-Johnstown	L	89-66
1/30	LE MOYNE	W	84-72
2/4	at Grove City	W	91-57
2/6	PHIL. TEXTILE	W	62-50
2/12	at Univ. at Buffalo	W	68-61
2/13	at Le Moyne	W	66-61

2/15	PENN ST. BEHREND	W	73-48
2/18	PITT-JOHNSTOWN(2 ot)	L	88-81
2/20	at Edinboro	W	85-67
2/24	at Mercyhurst	W	62-39
2/26	at Southampton	W	99-35
2/27	at Queens	W	87-78

MECC Tournament

3/4	vs. Le Moyne	W	71-51
3/5	vs. Phila. Textile	W	69-53

NCAA Tournament

3/11	vs. Army	L	68-53
------	----------	---	-------

1988-89 (15-12)

11/22	CALIFORNIA(Pa.)	W	84-74
11/26	at Indiana (Pa.)	L	77-68
11/28	LOCK HAVEN	L	58-54
11/30	DAEMEN	W	93-70
12/5	ALLEGHENY	W	93-70
12/7	at Clarion	W	90-48
12/10	IMMACULATA	W	83-34
1/6	at Immaculata	W	74-50
1/7	at Phila. Textile	L	79-55
1/8	WEST LIBERTY	W	77-49
1/11	UNIV. AT BUFFALOW	W	74-39
1/14	QUEENS	L	74-56
1/18	MERCYHURST	L	75-72
1/21	PITT-JOHNSTOWN	L	83-72
1/25	at Edinboro	L	79-61
1/28	LE MOYNE	W	64-52
1/30	at Slippery Rock	W	60-54
2/1	at Penn St. Behrend	W	99-54
2/3	PHILA. TEXTILE	W	75-62
2/6	CLARION	W	80-59
2/10	at Univ. at Buffalo	L	71-62
2/11	at Le Moyne	L	69-54
2/15	EDINBORO	W	78-71
2/17	at Pitt-Johnstown	L	70-67
2/22	at Mercyhurst	L	71-58
2/24	at Southampton	W	69-44
2/25	at Queens	L	63-54

1989-90 (12-15)

11/17	vs. Westminster (Pa.)	W	78-60
11/18	at Clarion	W	73-71
11/20	LAKE ERIE	W	96-42
11/22	at California (Pa.)	L	93-72
11/25	INDIANA (Pa.)	L	87-79
11/27	at Lock Haven	L	76-52
12/2	CLARION	W	64-57
12/5	at Allegheny	W	72-55
12/7	JOHN CARROLL	W	80-66
1/5	at Phila Textile	L	70-65
1/8	SHIPPENSBURG	W	69-57
1/10	UNIV. AT BUFFALOW	W	60-56
1/13	QUEENS	L	62-51
1/15	SLIPPERY ROCK	W	69-66
1/17	MERCYHURST	L	71-70
1/20	at Pitt-Johnstown	L	113-58
1/23	at Lake Erie	W	91-60
1/27	LE MOYNE	L	69-67
1/29	at Clarion	L	61-58
2/3	PHILA. TEXTILE	L	55-53
2/9	at Le Moyne	L	65-59
2/10	at Univ. at Buffalo	L	74-70
2/16	PITT-JOHNSTOWN	L	107-84
2/18	EDINBORO	L	93-71
2/21	at Mercyhurst	L	67-51
2/23	at Dowling	W	82-59
2/24	at Queens	W	60-58

All-Time Results - The 1990's

1990-91 (12-14)

11/17	vs. SIU-Edwardsville	L	76-71
11/18	vs. St. Leo	W	91-79
11/20	CALIFORNIA (Pa.)	L	82-81
11/24	at Indiana (Pa.)	L	97-72
11/26	ALLEGHENY	W	78-71
11/28	LOCK HAVEN (ot)	L	85-80
12/1	at Slippery Rock	L	86-84
12/5	at Edinboro	W	83-80
12/8	NOTRE DAME(OHIO)	W	93-54
1/4	at Phil. Textile	L	72-56
1/9	UNIV. AT BUFFALO	L	73-56
1/11	PITT-JOHNSTOWN	L	80-54
1/14	at Shippensburg	L	68-60
1/17	at Mercyhurst	L	72-62
1/19	at Notre Dame(OHIO)	W	65-64
1/26	Le MOYNE	W	68-60
1/30	at Pitt-Bradford	W	83-66
2/1	PHIL. TEXTILE	W	71-66
2/4	at Le Moyne	L	75-69
2/6	PITT-BRADFORD	W	83-59
2/11	at Pitt-Johnstown	L	97-65
2/13	POINT PARK	W	82-53
2/16	at Univ. at Buffalo	L	76-61
2/18	at Clarion	L	81-69
2/20	MERCYHURST	W	70-55
2/23	DOWLING	W	87-60

1991-92 (13-13)

11/23	OHIO DOMINICAN	W	72-56
11/24	MICH.-DEARBORN	W	90-62
11/27	at Lock Haven	L	78-65
11/30	INDIANA (Pa.)(2 ot)	L	93-92
12/4	EDINBORO	L	97-65
12/6	at Northern Ky.	L	78-61
12/7	vs. Central Mo. State	L	93-72
12/11	at California (Pa.)	L	83-60
12/14	POINT PARK	W	90-41
12/21	OAKLAND	L	83-61
1/6	at Wayne State	L	67-64
1/7	at Mich.-Dearborn	W	78-46
1/11	at West Liberty	W	85-61
1/15	SLIPPERY ROCK	L	85-82
1/19	PITT-JOHNSTOWN	W	77-66
1/24	MERCYHURST	W	86-64
1/27	at Edinboro	L	91-77
1/29	at Davis & Elkins	W	86-70
1/31	Le MOYNE	W	69-60
2/3	CLARION	L	81-60
2/8	at Mercyhurst	L	82-75
2/10	COLUMBIA UNION	W	92-57
2/12	MALONE	W	83-54
2/15	at Pitt-Johnstown	L	102-82
2/19	NOTRE DAME(OHIO)	W	84-63
2/22	at Le Moyne	W	76-68

1992-93 (10-15)

11/20	BOWIE STATE	W	81-51
11/21	FINDLAY	L	77-69
11/24	LOCK HAVEN	L	84-66
11/28	at Indiana (Pa.)	L	73-62
12/1	at Ashland	L	62-56
12/5	CLARION	L	93-78
12/9	at Edinboro	L	80-64
12/12	POINT PARK	W	77-36
1/4	WAYNE STATE	L	75-70
1/11	CALIFORNIA (Pa.)	W	86-74
1/13	at Slippery Rock	L	69-47
1/16	EDINBORO	L	78-71
1/20	MERCYHURST	W	67-60
1/26	at Malone	W	62-53
1/28	at Pitt-Johnstown	L	75-62

1/31	WEST LIBERTY	W	88-57
2/3	HOUGHTON	W	78-67
2/6	at Point Park	W	71-49
2/8	at Hilbert	W	72-35
2/10	at Mercyhurst	L	81-58
2/12	at Clarion	L	91-53
2/17	at Notre Dame(OHIO)	L	61-53
2/21	WISC.-PARKSIDE	L	82-72
2/23	MADONNA	W	64-63
2/26	PITT-JOHNSTOWN	L	46-37

1993-94 (7-19)

11/19	LAKE ERIE	W	100-52
11/20	ST. VINCENT	W	77-67
11/23	at Lock Haven	W	76-60
11/27	INDIANA (Pa.)	L	86-76
12/1	at Fairmont State	L	70-58
12/4	at LeMoyne	L	63-57
12/5	vs. Millersville	L	83-74
12/7	at California (Pa.)	L	88-73
12/10	CLARION	L	97-93
12/18	at Edinboro	L	91-74
12/30	E. STROUDSBURG	L	89-74
1/4	at Oakland	L	101-50
1/5	at Wayne State	L	73-64
1/9	COLUMBIA UNION	W	76-66
1/22	SLIPPERY ROCK	L	81-74
1/29	PITT-JOHNSTOWN	L	71-66
2/1	ASHLAND	L	89-67
2/3	DAVIS & ELKINS	W	66-53
2/5	at Mercyhurst	L	77-60
2/10	HILBERT	W	117-18
2/12	MERCYHURST	L	77-59
2/14	EDINBORO	L	61-48
2/16	NOTRE DAME(OHIO)	W	80-66
2/21	POINT PARK	L	71-56
2/23	at Pitt-Johnstown	L	71-51
2/26	at Clarion	L	85-63

1994-95 (13-14)

11/18	W.Va. WESLEYAN	W	64-57
11/29	SAGINAW VALLEY	L	76-72
11/22	LOCK HAVEN	W	75-46
11/26	at Indiana (Pa.)	W	52-48
11/30	FAIRMONT STATE	W	75-55
12/2	vs. Missouri-Rolla	L	55-40
12/3	vs. Northwood	W	80-68
12/6	CALIFORNIA (Pa.)	W	82-74
12/10	at Wheeling Jesuit	L	82-59
12/17	ASHLAND	W	80-64
12/20	SALEM-TEIKYO	W	77-70
1/2	WAYNE STATE	L	62-55
1/5	at East Stroudsburg	L	52-51
1/6	at Kutztown	L	60-58
1/11	at Mercyhurst (ot)	L	72-66
1/17	at Edinboro (ot)	L	71-59
1/21	at Slippery Rock	L	59-56
1/24	DAEMEN	W	89-44
1/28	at Point Park	W	75-65
1/30	at Clarion (ot)	W	66-63
2/2	at Ashland	L	80-65
2/5	PITT-JOHNSTOWN	L	71-51
2/11	EDINBORO	W	98-87
2/15	at Notre Dame(OHIO)	W	73-58
2/25	CLARION	L	72-50
3/1	at Pitt-Johnstown	L	81-50
3/4	MERCYHURST	L	73-68

1995-96 (8-17)

11/18	at Daemen	L	66-65
11/21	WHEELING JESUIT	W	85-70
11/28	at Fairmont State	W	79-61
12/1	vs. Dist. of Columbia	W	74-67

12/2	at Edinboro	L	67-60
12/7	at Mercyhurst	L	84-56
12/10	FERRIS STATE	L	81-65
12/16	SLIPPERY ROCK	W	45-42
1/4	ASHLAND	L	84-64
1/6	at Hillsdale	L	83-56
1/8	at Saginaw Valley St.	L	59-39
1/13	LAKE SUPERIOR ST.	L	67-60
1/15	NORTHERN MICH.	L	67-50
1/20	at Michigan Tech	L	78-42
1/22	at Northwood	L	79-64
1/27	OAKLAND	L	76-71
2/1	WAYNE STATE	L	72-58
2/3	at Grand Valley St	L	66-46
2/8	MERCYHURST	W	82-73
2/12	at Ashland	W	62-61
2/15	NORTHWOOD	W	61-56
2/17	HILLSDALE	W	59-58
2/19	at Houghton	L	53-45
2/22	at Oakland	L	85-50
2/24	at Wayne State	L	54-50

1996-97 (11-14)

11/16	at Wheeling Jesuit	W	72-69
11/22	FAIRMONT STATE	W	83-73
11/23	SLIPPERY ROCK	W	69-49
11/26	PITT-BRADFORD	W	71-44
11/30	vs. Salem-Teikyo	W	74-62
12/1	at Edinboro	W	80-78
12/5	FERRIS STATE	W	78-73
12/7	GRAND VALLEY ST.	W	82-74
12/12	at Michigan Tech	L	77-53
12/14	at Northern Michigan	L	87-54
12/30	KUTZTOWN	L	63-62
1/4	at Mercyhurst	L	82-54
1/9	OAKLAND	L	109-74
1/11	WAYNE STATE(ot)	L	74-71
1/16	at Ashland	L	77-47
1/18	at Hillsdale	L	70-67
1/20	DAEMEN	L	75-70
1/23	at Saginaw Valley St.	L	70-53
1/30	NORTHWOOD	W	66-63
2/1	LAKE SUPERIOR ST.	W	56-54
2/8	MERCYHURST	L	71-65
2/13	at Oakland	L	81-50
2/15	at Wayne State	L	60-59
2/20	ASHLAND	L	75-63
2/22	HILLSDALE	W	78-70

1997-98 (13-14)

11/17	WHEELING JESUIT	W	66-59
11/21	vs. Charleston	L	61-56
11/22	at Slippery Rock	W	82-55
11/25	W. VIRGINIA TECH	W	112-82
11/28	vs. Southern Indiana	L	80-43
11/29	at Indiana (Pa.)	W	77-70
12/4	at Lake Superior St	L	65-62
12/6	at Northwood	W	64-53
12/10	HOUGHTON	W	82-73
12/13	SAGINAW VALLEY(ot)	W	98-92
12/20	GENEVA	W	89-63
12/30	CALIFORNIA (Pa.)	W	81-63
1/2	MICHIGAN TECH	L	73-55
1/3	NORTHERN MICH.	L	88-47
1/8	at Ferris State	L	83-67
1/10	at Grand Valley St	L	76-64
1/13	MERCYHURST	W	72-60
1/17	ASHLAND (ot)	L	93-89
1/24	WAYNE STATE	L	63-61
1/29	at Hillsdale	W	80-72
1/31	at Findlay	L	77-72
2/5	at Ashland	L	71-45

2/9	at Mercyhurst	W	77-76
2/14	at Wayne State	W	70-57
2/19	HILLSDALE	L	84-50
2/21	FINDLAY (2 ot)	L	81-75

GLIAC TOURNAMENT

2/26	vs. N. Michigan	L	104-76
------	-----------------	---	--------

1998-99 (17-10)

11/14	NYACK	W	93-32
11/19	at Saginaw Valley St	L	87-76
11/24	at Geneva	W	86-55
11/29	at W Virginia Tech	W	92-65
12/3	LAKE SUPERIOR ST.	W	73-61
12/5	NORTHWOOD	W	109-69
12/9	at California (Pa.)	W	65-63
12/19	WEST VIRGINIA ST.	W	95-55
12/28	MANSFIELD	W	98-50
12/29	ALDERSON BROADBODDUS	W	85-68
1/2	at Michigan Tech	L	83-50
1/4	at Northern Michigan	L	89-62
1/7	FERRIS STATE (ot)	L	84-81
1/9	GRAND VALLEY ST.	L	84-73
1/11	at Mercyhurst	W	63-61
1/16	at Ashland	W	77-74
1/21	WESTMINSTER (Pa.)	W	61-51
1/23	at Wayne State	W	72-61
1/28	HILLSDALE	W	88-71
1/30	FINDLAY (ot)	L	88-86
2/4	ASHLAND	W	78-71
2/8	MERCYHURST	W	78-58
2/11	at Westminster	W	78-44
2/13	WAYNE STATE(ot)	L	74-70
2/18	at Hillsdale	L	61-56
2/20	at Findlay	L	63-52

GLIAC TOURNAMENT

2/25	vs. Northern Michigan	L	91-72
------	-----------------------	---	-------

1999-00 (21-10)

11/19	MANSFIELD	W	90-55
11/20	SLIPPERY ROCK	W	80-63
11/21	DAEMEN	W	85-65
12/2	at Lake Superior St	L	74-65
12/4	at Northwood	W	62-52
12/9	SAGINAW VALLEY	W	74-49
12/11	HOUGHTON	W	74-60
12/19	vs. Augustana (S.D.)(ot)	L	68-66
12/20	vs. Southwest State	W	63-59
12/28	vs. Merrimack	W	70-67
12/29	vs. Binghamton	L	70-60
12/30	vs. Le Moyne	W	71-50
1/6	MICHIGAN TECH(ot)	L	65-63
1/8	NORTHERN MICH.	W	72-71
1/13	at Ferris State	L	72-59
1/15	at Grand Valley St	L	77-60
1/17	MERCYHURST	W	84-55
1/22	ASHLAND	W	65-46
1/27	at Westminster (Pa.)	W	76-41
1/29	WAYNE STATE	W	77-56
2/3	at Hillsdale	W	63-62
2/5	at Findlay	L	77-60
2/10	at Ashland	W	79-51
2/14	at Mercyhurst	L	80-74
2/17	WESTMINSTER (Pa.)	W	64-59
2/19	at Wayne State	W	62-41
2/24	HILLSDALE	W	79-46
2/26	FINDLAY (ot)	W	70-66

GLIAC TOURNAMENT

3/2	vs. Grand Valley St	W	73-64
3/3	vs. Ferris State	L	84-69

NCAA TOURNAMENT

3/9	vs. Michigan Tech	L	68-47
-----	-------------------	---	-------

2000-01 (23-8)

11/17	HOUGHTON	W	65-37
11/18	NORTHERN KENTUCKY	L	84-69
11/20	TIFFIN	W	90-72
11/30	at Saginaw Valley StW	57-42	
12/2	vs. Castleton State	W	89-35
12/3	at Daemen	W	94-64
12/7	at Ashland	W	80-65
12/9	at Findlay	L	82-69
12/12	WALSH	W	97-62
12/15	ROBERTS WESLEYAN	W	101-60
12/30	at Tiffin	W	96-70
1/4	LAKE SUPERIOR ST.W	80-72	
1/6	NORTHWOOD (Mich.)W	86-45	
1/11	at Michigan Tech	L	71-57
1/13	at Northern Michigan	L	82-76
1/18	FERRIS STATE	W	70-45
1/20	GRAND VALLEY ST.W	86-66	
1/22	MERCYHURST	W	74-58
1/27	at Hillsdale	L	63-58
1/31	at Houghton	W	63-49
2/3	at Wayne State	L	84-70
2/8	FINDLAY	W	76-68
2/10	ASHLAND	W	76-64
2/12	at Mercyhurst	W	74-57
2/15	HILLSDALE	W	66-47
2/24	WAYNE STATE	W	86-68
GLIAC TOURNAMENT			
2/28	vs. Wayne State	W	73-67
3/2	vs. N. Michigan	W	70-66
3/3	vs. Michigan Tech	L	84-66
NCAA TOURNAMENT			
3/9	vs. N. Kentucky	W	73-64
3/10	vs. Southern Indiana	L	84-79

2001-02 (20-8)

11/16	OHIO VALLEY	W	116-43
11/17	MERRIMACK	W	78-74
11/20	at Walsh	W	76-57
11/28	CLARION	W	81-62
12/6	at Ferris State	L	83-73
12/8	at Grand Valley St	W	74-69
12/11	DAEMEN	W	105-63
12/15	SLIPPERY ROCK	W	81-63
12/28	vs. Shippensburg	W	81-57
12/29	vs. Le Moyne	W	76-65
12/30	at St. Rose	W	73-61
1/3	MICHIGAN TECH	W	79-67
1/5	LAKE SUPERIOR ST.L	80-75	
1/7	NORTHERN MICHIGAN	W	75-71
1/10	at Saginaw Valley StW	75-70	
1/12	at Northwood (Mich.)W	66-56	
1/17	at Wayne State	W	74-63
1/19	at Hillsdale	W	79-60
1/26	MERCYHURST	W	73-55
1/31	ASHLAND	L	64-53
2/2	FINDLAY	W	79-64
2/7	HILLSDALE (ot)	L	77-72
2/9	WAYNE STATE	L	68-64
2/16	at Mercyhurst	W	60-48
2/21	at Findlay (ot)	L	72-65
2/23	at Ashland	W	83-52
GLIAC TOURNAMENT			
2/28	vs. Michigan Tech	L	75-70
NCAA TOURNAMENT			
3/7	vs. Hillsdale	L	77-59

2002-03 (12-14)

11/22	SHEPHERD @	W	76-58
11/23	SLIPPERY ROCK @	W	72-56
11/26	at Edinboro	L	80-72
11/30	vs. Pitt-Johnstown !	L	72-70
12/1	vs. Lincoln Memorial !	W	69-67
12/5	FERRIS STATE	W	82-74
12/7	GRAND VALLEY ST.L	62-56	
12/12	CENTRAL STATE	L	85-63
12/14	DAVIS & ELKINS	W	99-46
12/28	at California (Pa.)	L	81-49
12/31	at Northern Michigan	L	77-65
1/2	at Michigan Tech	L	77-61
1/4	at Lake Superior St	L	86-80
1/9	SAGINAW VALLEY ST	W	75-47
1/11	NORTHWOOD (Mich.)L	76-74	
1/16	WAYNE STATE	L	80-77
1/18	HILLSDALE	L	74-63
1/25	at Mercyhurst	W	65-52
1/30	at Ashland	W	81-71
2/1	at Findlay	W	56-51
2/6	at Hillsdale	L	83-69
2/8	at Wayne State	W	63-60
2/15	MERCYHURST	L	80-63
2/20	FINDLAY	W	64-50
2/22	ASHLAND	W	78-56
GLIAC TOURNAMENT			

3/1	at Wayne State	L	67-61
@ Avalon Classic (Erie, Pa.)			
! at FirstMerit Classic (Ashland, Ohio)			

2003-04 (18-11)

11/15	WEST LIBERTY ST. @L	68-63	
11/16	SALEM INTERNATIONAL @W	86-42	
11/21	vs. St. Joseph's (Ind.) \$W	94-90	
11/22	at Indianapolis \$	L	94-49
11/25	EDINBORO	L	89-75
11/28	at Nova SE %	W	65-59
11/29	vs. Barry (Fla.) %	W	72-61
12/4	NORTHWOOD (Mich.)	W	70-55
12/6	FINDLAY	W	67-58
12/9	at Ohio Valley	W	77-61
12/13	ASHLAND	W	76-66
12/20	DAEMEN	W	90-79
12/22	SLIPPERY ROCK	W	87-45
1/8	at Lake Superior St	L	72-56
1/10	at Saginaw Valley StL	77-70	
1/15	MICHIGAN TECH	W	53-50
1/17	NORTHERN MICHIGAN	W	96-88
1/22	at Ferris State	L	87-70
1/24	at Grand Valley St	L	80-74
1/26	at Mercyhurst	L	82-71
1/31	HILLSDALE	W	71-68
2/7	WAYNE STATE	W	87-78
2/12	at Findlay	W	77-73
2/14	at Ashland	L	85-73
2/19	at Hillsdale	W	76-53
2/23	MERCYHURST	W	88-49
2/26	at Wayne State	L	97-72
GLIAC TOURNAMENT			
3/2	WAYNE STATE	W	74-69
3/5	at Lake Superior St.	L	97-80
@ Avalon Classic (Erie, Pa.)			
\$ GLIAC/GLVC Challenge (Indianapolis, Ind.)			
% Nova Southeastern Classic (Fort Lauderdale, Fla.)			

2004-05 (19-11)

11/16	at Slippery Rock	W	68-55
11/19	ST. JOSEPH'S (Ind.) \$W	97-93	
11/20	INDIANAPOLIS \$	L	64-57
11/23	at Edinboro	W	63-62
11/29	at W.V. Wesleyan	W	63-55
12/1	at Northwood (Mich.)	W	68-58
12/9	at Findlay	W	71-61
12/11	at Ashland	W	83-79
12/20	OHIO VALLEY @	W	82-44
12/21	LEWIS (Ill.) @	L	73-66
12/28	at Pace %	W	61-57
12/29	vs. Assumption %	W	62-57
1/2	at Daemen	L	90-82
1/6	LAKE SUPERIOR ST.L	60-57	
1/8	SAGINAW VALLEY ST.W	90-55	
1/13	at Michigan Tech	L	80-60
1/15	at Northern Michigan	L	85-57
1/20	FERRIS STATE	L	74-69
1/22	GRAND VALLEY ST.L	79-50	
1/24	MERCYHURST	W	80-55
1/29	at Hillsdale (2 ot)	L	88-83
2/5	at Wayne State	L	75-74
2/10	UNIV. OF FINDLAY	W	65-41
2/12	ASHLAND	W	70-69
2/17	HILLSDALE	W	60-46
2/21	at Mercyhurst	W	84-65
2/24	WAYNE STATE	W	89-43
GLIAC TOURNAMENT			
3/1	HILLSDALE	W	69-61
3/4	vs. Ashland	W	64-57
3/5	at Grand Valley State	L	77-60
@ Avalon Classic (Erie, Pa.)			
\$ GLIAC/GLVC Challenge (Erie, Pa.)			
% Westchester Marriott Holiday Classic (Pleasantville, N.Y.)			

2005-06 (14-15)

11/15	SLIPPERY ROCK	W	80-70
11/18	at St. Joseph's (Ind.)	L	65-62
11/19	vs. Indianapolis \$	L	78-64
11/25	vs. California (Pa.) %	L	60-54
11/26	at Indiana (Pa.) %	L	71-59
11/27	vs. Clarion %	W	69-67
12/1	WAYNE STATE	L	66-62
12/3	HILLSDALE	L	74-66
12/8	GLENVILLE STATE	L	67-61
12/10	W.Va. WESLEYAN	W	85-77
12/19	NYIT @	W	79-63
12/20	DAEMEN @	W	77-73

1/5	at Ashland	L	69-66
1/7	at Findlay	W	68-60
1/12	SAGINAW VALLEY ST.	W	85-63
1/14	NORTHWOOD (Mich.)W	78-52	
1/19	at Lake Superior St	L	70-54
1/21	at Ferris State	L	80-68
1/23	at Grand Valley St	L	68-51
1/28	at Mercyhurst	W	83-74
2/2	MICHIGAN TECH	L	84-79
2/4	NORTHERN MICHIGAN	W	73-47
2/9	at Hillsdale	L	62-53
2/11	at Wayne State	W	82-69
2/16	ASHLAND	W	91-89
2/18	FINDLAY	L	69-64
2/23	MERCYHURST (ot)	W	75-68
GLIAC TOURNAMENT			
2/28	at Hillsdale	W	84-78
3/3	at Grand Valley State	L	73-57

@ Avalon Classic (Erie, Pa.)
\$ GLIAC/GLVC Challenge (Rensselaer, Ind.)
% Susan G. Komen Foundation Classic (Indiana, Pa.)

2006-07 (25-6)

11/17	vs. St. Joseph's (Ind.) \$W	55-52	
11/18	vs. Indianapolis \$	L	81-74
11/27	at Slippery Rock	W	71-64
11/30	at Wayne State	W	87-66
12/2	at Hillsdale	W	65-52
12/5	at Glenville State	L	66-60
12/8	CENTRAL STATE @W	76-51	
12/9	WEST LIBERTY ST. @W	79-70	
12/19	vs. Texas A&M Int. %	W	79-55
12/20	vs. Drury %	L	70-63
12/31	W.Va. WESLEYAN	W	70-59
1/4	ASHLAND	W	93-69
1/6	FINDLAY	W	87-79
1/11	at Saginaw Valley StW	65-55	
1/13	at Northwood (Mich.)W	71-69	
1/18	LAKE SUPERIOR ST.W	73-64	
1/20	FERRIS STATE	L	96-83
1/22	GRAND VALLEY ST.W	69-60	
1/27	at Mercyhurst	W	81-74
2/1	at Michigan Tech	L	75-61
2/3	at N. Michigan (ot)	W	76-70
2/8	HILLSDALE	W	92-72
2/10	WAYNE STATE	W	78-63
2/15	at Ashland	W	79-76
2/17	at Findlay	W	68-66
2/24	MERCYHURST	W	76-56
GLIAC TOURNAMENT			
2/27	SAGINAW VALLEY	W	75-61
3/2	MICHIGAN TECH	W	80-60
3/3	HILLSDALE	W	88-77

NCAA TOURNAMENT (at Lewis)
3/9 vs. Grand Valley St W 66-59
3/10 vs. Ferris State L 80-61
@ Avalon Classic (Erie, Pa.)
\$ GLIAC/GLVC Challenge (Ashland, Ohio)
% Bahamas Sunshine Shootout (Nassau, Bahamas)

2007-08 (16-12)

11/16	vs. West Liberty State @L	71-68	
11/17	vs. Wheeling Jesuit	W	68-42
11/20	at Tiffin	W	56-47
11/29	NORTHERN MICHIGAN	W	80-79
12/1	MICHIGAN TECH	L	76-65
12/3	DAEMEN	W	113-80
12/6	at Lake Superior St	W	86-72
12/8	EDINBORO	W	89-64
12/18	vs. Bellarmine %	L	89-74
12/20	vs. Stonehill %	L	73-52
12/30	at W.V. Wesleyan	W	72-66
1/3	SLIPPERY ROCK(ot)	W	83-81
1/5	at Mercyhurst	W	85-68
1/10	FINDLAY	W	72-56
1/12	ASHLAND	W	75-74
1/17	at Ferris State	L	76-61
1/19	at Grand Valley St	L	60-47
1/24	at Wayne State	L	78-76
1/26	at Hillsdale	L	61-54
1/31	SAGINAW VALLEY	W	80-54
2/2	NORTHWOOD (Mich.)W	78-70	
2/7	HILLSDALE	L	83-47
2/9	WAYNE STATE	L	70-67
2/14	at Ashland	W	68-67
2/16	at Findlay	W	85-80
2/19	TIFFIN	L	68-56
2/23	MERCYHURST	W	95-66
GLIAC TOURNAMENT			
3/1	ASHLAND	L	70-45

@ WJU Tip-Off Classic (Wheeling, W.Va.)
% Cruzin Classic (Miami Shores, Fla.)

2008-09 (26-5)

11/15	at Concord @	W	83-69
11/16	vs. Fairmont State @W	71-65	
11/25	at Tiffin	W	67-59
12/1	W.Va. WESLEYAN	L	61-60
12/3	SALEM INT.	W	109-38
12/6	LAKE ERIE	W	104-64
12/13	HOLY FAMILY	W	69-63
12/20	at Lake Erie	W	74-64
12/29	vs. Shippensburg %	W	72-45
1/3	KUTZTOWN	W	98-59
1/4	E. STROUDSBURG	W	88-56
1/10	at Bloomsburg	W	79-52
1/11	at Mansfield	W	93-46
1/14	at California (Pa.)	L	68-56
1/17	CLARION	W	77-62
1/21	SLIPPERY ROCK(ot)W	79-72	
1/24	at Indiana (Pa.)	L	65-52
1/28	at Edinboro	W	71-50
1/31	LOCK HAVEN	W	91-57
2/4	at Mercyhurst	W	58-48
2/7	CALIFORNIA (Pa.)	W	78-74
2/11	at Slippery Rock	W	83-63
2/14	at Clarion	W	69-63
2/18	EDINBORO	W	81-69
2/21	INDIANA (Pa.)	W	65-48
2/26	MERCYHURST	W	76-68
2/28	at Lock Haven	W	78-48
PSAC TOURNAMENT			
3/3	INDIANA (Pa.)	L	64-60
NCAA TOURNAMENT			
3/13	vs. Fayetteville State	W	68-53

3/14 vs. Indiana (Pa.) (ot) W 69-65
3/16 at California (Pa.) L 64-40
@ Lady Lion Classic (Athens, W.Va.)
% Grand Canyon Classic (Phoenix, Ariz.)

2009-10 (37-1)

11/6	vs. NE State @	W	67-66
11/7	vs. Stonehill @	W	87-70
11/8	vs. Southern N.H. @	W	79-65
11/15	vs. Bowie State %	W	65-60
11/16	vs. Alderson Broadus %	W	81-42
11/20	FERRIS STATE	W	85-57
11/26	at Alaska Fairbanks \$	W	105-54
11/27	vs. West Florida \$	W	89-76
11/28	vs. Henderson State \$(2ot)	W	81-75
12/8	TIFFIN	W	86-59
12/22	at Central State	W	108-62
12/30	ST. THOMAS AQUINAS	W	60-39
1/2	at Kutztown	W	86-68
1/3			

All-Time Results - The 2010's

2010-11 (13-13)

11/20	vs. Northwood (Mich.) @W	80-68
11/21	at Ferris State @	L 80-71
11/27	vs. Molloy \$	W 66-51
11/28	vs. Wilmington (Del.) \$	W 75-50
12/18	URBANA	W 57-52
12/29	at Bowie State	L 70-52
12/30	vs. Virginia Union %	W 78-56
1/3	MILLERSVILLE	W 55-51
1/4	WEST CHESTER	L 71-66
1/8	at Cheyney	W 55-41
1/9	at Shippensburg	L 83-62
1/12	at Indiana (Pa.)	L 79-61
1/15	LOCK HAVEN	W 58-44
1/19	at Edinboro	L 67-61
1/22	CALIFORNIA (Pa.)	L 86-61
1/26	MERCYHURST	L 75-63
1/29	at Clarion	W 80-66
2/2	at Slippery Rock	L 71-63
2/5	INDIANA (Pa.)	L 62-56
2/7	CENTRAL STATE	W 77-71
2/9	EDINBORO	L 78-73
2/12	at Lock Haven	W 72-55
2/16	at Mercyhurst	L 66-56
2/19	at California (Pa.)	L 71-62
2/23	SLIPPERY ROCK	W 84-60
2/26	CLARION	W 93-58

@ Ferris State Tournament
\$ California (Pa.) Tournament
% Bowie State Tournament

2011-12 (22-7)

11/14	PSU GREATER ALLEGHENY	W 113-31
11/19	at East Stroudsburg	W 77-59
11/20	at Kutztown	W 90-57
12/3	at Millersville	W 52-45
12/4	at West Chester	W 66-64
12/9	CHEYNEY	W 75-30
12/10	SHIPPENSBURG	W 64-59
12/17	at Urbana	W 81-56
12/30	at UPR-Rio Piedras ^	L 57-54
1/2	at UPR-Bayamon ^	W 74-73
1/6	BLOOMSBURG	W 63-53
1/7	MANSFIELD	W 72-46
1/11	EDINBORO	L 72-62
1/14	at California (Pa.)	L 72-63
1/18	at Mercyhurst	W 57-56
1/21	CLARION	W 72-58
1/25	SLIPPERY ROCK	W 79-62
1/28	at Lock Haven	W 73-64
2/1	INDIANA (Pa.)	W 71-40
2/4	CALIFORNIA (Pa.)	W 92-76
2/8	at Edinboro	L 74-57
2/11	at Clarion	W 81-60
2/15	MERCYHURST	W 67-47
2/18	LOCK HAVEN	W 77-67
2/22	at Slippery Rock	W 75-59
2/25	at Indiana (Pa.)	L 69-64

PSAC TOURNAMENT
2/28 INDIANA (Pa.) (ot) L 71-68

NCAA TOURNAMENT
3/9 vs. Johnson C. Smith *
W 61-50

3/10 vs. Shaw * L 64-59
^ San Juan Shootout (San Juan, Puerto Rico)

* Played at Edinboro, Pa.

2012-13 (31-5)

11/9	vs. UC San Diego #	W 69-58
11/10	vs. Ashland #	L 70-59
11/11	vs. West Texas A&M #	W 55-44
11/16	at Seton Hill	W 80-55
11/21	URSULINE	W 100-48
12/1	KUTZTOWN	W 66-59
12/2	E STROUDSBURG	W 78-68
12/5	at Notre Dame (Ohio)	W 64-57
12/8	INDIANA (Pa.)	W 69-58
12/18	at Millersville (ot)	W 78-76
12/19	at Shippensburg	W 73-61
12/29	at Walsh	W 82-60
1/4	BLOOMSBURG	W 72-68
1/5	MANSFIELD	W 80-49
1/11	at Cheyney	W 73-52
1/12	at West Chester	W 66-50
1/16	at Edinboro	L 65-52
1/19	CALIFORNIA (Pa.)	W 65-53
1/23	MERCYHURST	W 59-43
1/26	at Clarion	W 68-47
1/30	at Slippery Rock	W 82-64

2/2	LOCK HAVEN	W 70-62
2/6	at Indiana (Pa.)	W 60-52
2/9	at California (Pa.)	L 81-73
2/13	EDINBORO	W 71-62
2/16	CLARION	W 79-59
2/20	at Mercyhurst	W 62-50
2/23	at Lock Haven	W 76-66
2/27	SLIPPERY ROCK	W 80-48

PSAC TOURNAMENT
3/5 CALIFORNIA (Pa.) W 77-50
3/8 vs. Millersville W 63-62
3/9 at Bloomsburg L 74-57

NCAA TOURNAMENT
3/15 FAIRMONT STATE W 66-40
3/16 INDIANA (Pa.) W 64-46
3/18 CALIFORNIA (Pa.) W 50-47
3/26 vs. Ashland * L 74-63

Disney Classic (Anaheim, Calif.)

* Played at San Antonio, Texas

2013-14 (28-4)

11/13	WALSH	W 80-68
11/16	at Glenville State	W 90-84
11/20	CALIFORNIA (Pa.)	W 73-64
11/23	at Seton Hill	W 80-66
11/28	vs. Chaminade #	W 88-55
11/29	vs. BYU-Hawaii #	W 80-49
12/4	at Slippery Rock	W 76-73
12/7	MERCYHURST	W 69-57
12/14	at Le Moyne	W 74-43
12/17	MANSFIELD	W 91-65
12/18	LOCK HAVEN	W 95-64
12/21	at Bloomsburg	W 65-63
1/3	at E Stroudsburg	W 67-48
1/4	at West Chester	W 87-64
1/8	CHEYNEY *	W 81-60
1/11	at Clarion	W 68-47
1/15	INDIANA (Pa.)	W 78-69
1/18	at Edinboro (ot)	L 75-72
1/22	PITT-JOHNSTOWN	W 86-47
1/29	at California (Pa.)	W 65-57
2/1	SETON HILL	W 64-53
2/5	SLIPPERY ROCK	W 71-39
2/8	at Mercyhurst	W 70-56
2/12	EDINBORO	L 69-57
2/15	at Indiana (Pa.)	W 73-64
2/19	CLARION	W 73-33
2/22	at Pitt-Johnstown	W 71-50

PSAC TOURNAMENT
3/4 CALIFORNIA (Pa.) W 62-57
3/8 vs. Bloomsburg W 57-51
3/9 at Edinboro L 86-76

NCAA TOURNAMENT
3/14 vs. Shaw W 76-70
3/15 vs. Edinboro L 77-69

Oahu Classic (Honolulu, Hawaii)
* Played at Penn St. Behrend's Junker Center

2014-15 (21-8)

11/15	GLENVILLE STATE	W 94-77
11/19	SLIPPERY ROCK	W 69-48
11/22	at Mercyhurst	W 68-65
11/25	at Ashland	L 80-73
11/29	at Grand Valley St	L 95-72
12/3	CLARION	W 72-45
12/6	at Indiana (Pa.)	L 74-51
12/16	E STROUDSBURG	W 72-49
12/17	WEST CHESTER	W 69-61
12/20	at Cheyney	W 82-43
1/3	at Millersville	L 57-31
1/4	at Shippensburg	W 68-57
1/7	KUTZTOWN	W 66-58
1/10	EDINBORO	W 76-70
1/14	at Pitt-Johnstown	W 67-64
1/22	CALIFORNIA (Pa.)	W 71-63
1/24	at Seton Hill	W 81-62
1/28	at Slippery Rock	W 72-50
1/31	MERCYHURST	W 59-49
2/4	at Edinboro (ot)	L 55-54
2/7	INDIANA (Pa.)	L 74-53
2/11	at Clarion	W 79-44
2/14	PITT-JOHNSTOWN	W 69-58
2/17	Le MOYNE	W 74-71
2/21	at California (Pa.) (ot)	W 69-63
2/25	SETON HILL	W 69-48

PSAC TOURNAMENT
2/28 SLIPPERY ROCK W 66-48
3/3 at California (Pa.) L 66-53

NCAA TOURNAMENT
3/13 vs. Bloomsburg L 81-76

2015-16 (17-11)

11/14	vs. Central State #	W 76-57
11/15	vs. Lincoln (Pa.) #	W 74-62
11/18	at Clarion	W 73-59
11/21	MILLERSVILLE	W 68-58
11/22	SHIPPENSBURG	L 75-69
11/25	at Shepherd	L 70-60
11/28	GRAND VALLEY ST.	L 80-76
12/1	INDIANA (Pa.)	W 81-66
12/4	at Lock Haven	W 72-62
12/5	at Bloomsburg	W 82-63
12/16	at Edinboro	W 75-55
12/19	PITT-JOHNSTOWN	W 78-64
1/3	at Kutztown (ot)	W 85-76
1/6	MANSFIELD	W 63-41
1/13	at California (Pa.)	L 64-58
1/16	SETON HILL	L 62-49
1/20	at Mercyhurst	W 65-62
1/23	SLIPPERY ROCK (ot)	L 72-65
1/27	EDINBORO	W 60-48
1/30	at Indiana (Pa.)	L 53-47
2/3	CLARION	W 77-57
2/6	at Pitt-Johnstown	W 84-54
2/10	at Seton Hill	W 62-44
2/17	CALIFORNIA (Pa.)	L 83-78
2/20	at Slippery Rock	L 62-53
2/24	MERCYHURST	L 62-54

PSAC TOURNAMENT
2/27 SETON HILL W 64-58
3/1 at Indiana (Pa.) L 75-70
Carol Eckman Memorial Tournament (West Chester, Pa.)

2016-17 (9-19)

11/11	vs. Virginia State #	L 62-51
11/12	at Lincoln (Pa.) #	L 66-40
11/16	SHEPHERD	L 66-53
11/19	at West Chester	L 65-59
11/20	at Cheyney	W 67-57
11/23	ASHLAND	L 97-44
11/27	at Findlay	L 56-47
12/3	LOCK HAVEN	L 67-64
12/4	BLOOMSBURG (ot)	W 71-63
12/10	E STROUDSBURG	W 83-71
12/18	VIRGINIA UNION	L 84-55
12/30	at Indiana (Pa.)	L 71-48
1/3	CALIFORNIA (Pa.)	L 87-56
1/6	SETON HILL	L 83-63
1/9	at Pitt-Johnstown	W 74-71
1/11	at Edinboro	L 83-54
1/14	CLARION	L 75-71
1/18	at Mercyhurst	L 56-44
1/21	at Mansfield	L 57-50
1/25	SLIPPERY ROCK	W 64-63
1/28	INDIANA (Pa.)	L 62-57
2/1	PITT-JOHNSTOWN	W 65-60
2/4	at Seton Hill	W 81-71
2/8	at California (Pa.)	L 88-68
2/11	at Clarion (ot)	W 73-68
2/15	EDINBORO	L 69-40
2/18	at Slippery Rock	W 84-55
2/25	MERCYHURST	L 73-57

CIAA/PSAC Challenge (Lincoln Univ., Pa.)

2017-18 (16-13)

11/10	at Elizabeth City St	W 68-50
11/11	at Johnson C. Smith	L 62-51
11/15	FINDLAY	L 73-55
11/18	WEST CHESTER	W 76-73
11/19	CHEYNEY	W 79-70
11/25	at Virginia Union	L 65-51
11/28	at Daemen	W 68-64
12/02	at Shippensburg	W 69-60
12/03	at Kutztown	L 65-59
12/09	at E. Stroudsburg	L 54-49
12/16	at Wheeling Jesuit	W 79-77
1/03	at California (Pa.)	L 71-53
1/06	at Pitt-Johnstown	W 76-78
1/08	SETON HILL	L 79-78
1/10	EDINBORO	L 87-53
1/13	at Clarion	W 50-46
1/17	MERCYHURST	W 85-57
1/20	MILLERSVILLE	W 65-56
1/24	at Slippery Rock	W 70-68
1/27	PITT-JOHNSTOWN	W 64-46
1/31	at Seton Hill	W 61-59
2/3	at Indiana (Pa.)	L 60-45
2/7	CALIFORNIA (Pa.)	L 62-50
2/10	at Edinboro	L 63-42

2/12	INDIANA (Pa.)	L 71-38
2/17	at Mercyhurst	W 75-59
2/21	CLARION	W 73-50
2/24	SLIPPERY ROCK	W 60-50

PSAC TOURNAMENT
2/26 at Seton Hill L 78-65

2018-19 (14-17)

11/10	ELIZABETH CITY ST (ot)	W 91-89
11/11	JOHNSON C. SMITH	W 69-58
11/14	at Fairmont State	W 59-46
11/17	BOWIE STATE	L 59-46
11/22	vs. Tampa	L 63-45
11/23	at Alaska-Fairbanks	W 74-65
11/28	DAEMEN	L 58-52
12/1	at Bloomsburg	L 56-41
12/2	at Mansfield	W 77-62
12/8	LOCK HAVEN	L 76-70
12/18	SIPPENSBURG	W 95-56
12/19	KUTZTOWN	L 71-63
1/02	at Indiana (Pa.)	L 69-55
1/05	CALIFORNIA (Pa.)	L 69-55
1/09	PITT-JOHNSTOWN	L 68-61
1/12	at Seton Hill	W 79-65
1/16	at Edinboro	W 71-57
1/21	CLARION	W 62-53
1/23	at Mercyhurst	L 72-66
1/26	at Millersville	L 63-57
1/30	SLIPPERY ROCK	W 75-69
2/2	at Pitt-Johnstown	W 59-40
2/6	SETON HILL	L 83-69
2/9	INDIANA (Pa.)	L 66-52
2/13	at California (Pa.)	L 79-45
2/16	EDINBORO	L 79-66
2/23	MERCYHURST	W 62-60
2/27	at Clarion	W 50-48

PSAC TOURNAMENT
3/04 at Edinboro W 71-67
3/06 at California (Pa.) L 80-68

2019-20 (25-6)

11/8	at Elizabeth City State #	W 66-64
11/9	vs. Johnson C. Smith #	L 81-46
11/13	Fairmont State	W 93-89
11/17	at Lake Erie	W 92-70
11/23	West Chester	W 80-73
11/24	Millersville	W 87-69
11/30	Bowie State	L 58-46
12/7	at Kutztown	L 58-50
12/17	Wheeling	W 69-63
12/20	at Mansfield	W 66-49
12/21	at Bloomsburg	W 70-56
1/3	Edinboro	W 72-53
1/6	at Pitt-Johnstown	W 75-73
1/8	Seton Hill	W 87-70
1/11	Indiana	L 62-48
1/15	at Clarion	W 75-55
1/18	at Mercyhurst	W 61-46
1/22	California	W 66-40
1/25	East Stroudsburg	W 57-51
1/29	at Slippery Rock	W 69-66
2/1	Pitt-Johnstown	W 69-59
2/5	at Edinboro	L 56-52
2/8	at Seton Hill	W 69-54
2/12	Mercyhurst	W 76-49
2/15	at Indiana	L 59-54
2/19	Clarion	W 88-61
2/22	Slippery Rock	W 87-50
2/29	at California	W 63-59

PSAC TOURNAMENT
3/4 Edinboro W 67-53
3/7 vs. Shippensburg W 74-58
3/8 at Indiana W 50-40

NCAA TOURNAMENT
3/13 California Cancelled*
CIAA/PSAC Challenge (Elizabeth City, N.C.)

*2019-20 NCAA Tournament Cancelled due to Coronavirus Pandemic

NCAA TOURNAMENT APPEARANCES

- 1988 East Regional at Johnstown, Pa.**
March 11, 1988 - Army 68, Gannon 53
- 2000 Great Lakes Regional at Highland Heights, Ky.**
March 9, 2000 - Michigan Tech 68, Gannon 47
- 2001 Great Lakes Regional at Houghton, Mich.**
March 9, 2001 - Gannon 73, Northern Kent. 64
March 10, 2001 - Southern Ind, 84, Gannon 79
- 2002 Great Lakes Regional at Evansville, Ind.**
March 7, 2002 - Hillsdale 77, Gannon 59
- 2007 Great Lakes Regional at Romeoville, Ill.**
March 9, 2007 - Gannon 66, Grand Valley St. 59
March 10, 2007 - Ferris State 80, Gannon 61
- 2009 Atlantic Regional at California, Pa.**
March 13, 2009 - Gannon 68, Fayetteville St. 53
March 14, 2009 - Gannon 69, Indiana (Pa.) 65 (ot)
March 16, 2009 - California (Pa.) 64, Gannon 40
- 2010 Atlantic Regional at Erie, Pa.**
March 12, 2010 - Gannon 92, Fairmont St. 65
March 13, 2010 - Gannon 80, Seton Hill 60
March 15, 2010 - Gannon 65, Millersville 48
Quarterfinals at St. Joseph's, Mo.
March 23, 2010 - Gannon 70, Tusculum 66
Semifinals at St. Joseph's, Mo.
March 24, 2010 - Emporia St. 97, Gannon 94 (ot)
- 2012 Atlantic Regional at Edinboro, Pa.**
March 9, 2012 - Gannon 61, Johnson C. Smith 50
March 10, 2012 - Shaw 64, Gannon 59
- 2013 Atlantic Regional at Erie, Pa.**
March 15, 2013 - Gannon 66, Fairmont State 40
March 16, 2013 - Gannon 64, Indiana (Pa.) 46
March 18, 2013 - Gannon 50, California (Pa.) 47
Quarterfinals at San Antonio, Texas
March 26, 2013 - Ashland 74, Gannon 63
- 2014 Atlantic Regional at Edinboro, Pa.**
March 14, 2014 - Gannon 76, Shaw 70
March 15, 2014 - Edinboro 77, Gannon 69
- 2015 Atlantic Regional at California, Pa.**
March 13, 2015 - Bloomsburg 81, Gannon 76
- 2020 Atlantic Regional at Erie, Pa**
March 13, 2020 - Gannon vs. California*

*Cancelled due to Coronavirus Pandemic

COACHING AWARDS


EAST REGION COACH OF THE YEAR
1987 - Judy Sauer

MECC COACH OF THE YEAR
1988 - Judy Saurer

GLIAC COACH OF THE YEAR
2007 - Cleve Wright

PSAC WESTERN DIVISION COACH OF THE YEAR
2010 - Cleve Wright
2013 - Cleve Wright

ATLANTIC REGION COACH OF THE YEAR
2010 - Cleve Wright



Christina Jackson
2-Time All-American - 2005 & 2007

ALL-AMERICANS

- 1987** Cheryl Hubbard (Fast Break 1st Team)
- 1987** Shellie Fetzner (Fast Break 1st Team)
- 2000** Kristin Roseberry (Daktronics Honorable Mention)
- 2001** Kristin Roseberry (WBCA/Kodak First Team, Daktronics Third Team, Division II Bulletin Honorable Mention)
- 2005** Christina Jackson (WBCA/Kodak Honorable Mention)
- 2006** Christina Jackson (Division II Bulletin Preseason Honorable Mention)
- 2007** Christina Jackson (WBCA/Kodak Honorable Mention)
- 2009** Kristina Freeman (Division II Bulletin Honorable Mention)
- 2010** Kristina Freeman (WBCA First Team, Division II Bulletin Second Team)
Brittany Tabron (WBCA Honorable Mention, Division II Bulletin Honorable Mention)
- 2013** Jen Papich (WBCA Honorable Mention, Division II Bulletin Honorable Mention)

ACADEMIC ALL-AMERICANS

- 1980** Rona Nesbit (Second Team)
- 1981** Rona Nesbit (First Team)
- 1991** Chris Zukowski (Third Team)
- 2013** Jen Papich (Capital One Second Team)
- 2014** Jen Papich (Capital One Second Team)

ACADEMIC ALL-DISTRICT (SINCE 2003)

- 2010** Tiffany Crocker (ESPN The Magazine Third Team)
Brittany Tabron (ESPN The Magazine Second Team)
- 2012** Caitlyn Lowe (Capital One First Team)
Jen Papich (Capital One First Team)
- 2013** Jen Papich (Capital One First Team)
- 2014** Brittany Batts (Capital One First Team)
Jen Papich (Capital One First Team)
- 2016** Morgan Neighbors (CoSIDA First Team)
- 2018** Maggie Mitchell (CoSIDA First Team)

NATIONAL TEAM GPA RANKING

- 2005** 7th in NCAA Division II
- 2006** 21st in NCAA Division II
- 2007** 6th in NCAA Division II
- 2008** 9th in NCAA Division II
- 2009** 12th in NCAA Division II
- 2010** 12th in NCAA Division II
- 2012** 14th in NCAA Division II
- 2013** 19th in NCAA Division II
- 2014** 20th in NCAA Division II
- 2015** 20th in NCAA Division II
- 2016** 24th in NCAA Division II


ALL-REGION SELECTIONS (SINCE 2009)

- 2009** Kristina Freeman (WBCA First Team)
- 2010** Kristina Freeman (WBCA First Team, Daktronics Second Team)
Brittany Tabron (WBCA First Team)
- 2013** Jen Papich (Daktronics Second Team)
- 2014** Nettie Blake (Daktronics Second Team)
Jen Papich (Daktronics Second Team)
- 2015** Nettie Blake (Daktronics Second Team)

MISCELLANEOUS AWARDS

NCAA DIVISION II ATLANTIC REGIONAL MOST OUTSTANDING PLAYER

- 2010 - Brittany Tabron
- 2013 - Nettie Blake



Kristina Roseberry
4-Time All-American - 2000 & 2001

TOP PSAC TEAM GPA (SINCE 2012)

- 2012
- 2013
- 2017

ALL-TIME CHAMPIONSHIPS

- 1988** MECC Tournament
- 2001** GLIAC South Division Regular-Season
- 2007** GLIAC Tournament | GLIAC South Division Regular-Season
- 2010** NCAA Division II Atlantic Regional | PSAC Tournament | PSAC Western Division Regular-Season
- 2013** NCAA Division II Atlantic Regional | PSAC

MECC AWARDS

ALL-MECC

- 1989** Tonya Treharne (1st Team)
Carol Kloecker (2nd Team)
- 1988** Carol Kloecker (1st Team)
Tonya Treharne (2nd Team)
Avis Carter (2nd Team)
Stacey Justice (2nd Team)

PSAC AWARDS

ALL-PSAC

- 2020** Tori Obenrader (1st Team)
Chelsea Rourke (2nd Team)
- 2019** Nicole LaCava (2nd Team)
Chelsea Rourke (2nd Team)
- 2018** Maggie Mitchell (2nd Team)
- 2017** Maggie Mitchell (2nd Team)
- 2016** Jennie Thies (1st Team)
Morgan Neighbors (2nd Team)
- 2015** Nettie Blake (1st Team)
- 2014** Nettie Blake (1st Team)
Jen Papich (1st Team)
Kelley Sundberg (2nd Team)
- 2013** Jen Papich (1st Team)
Brittany Batts (2nd Team)
Nettie Blake (2nd Team)
Kelley Sundberg (2nd Team)
- 2012** Jen Papich (1st Team)
Kelley Sundberg (2nd Team)
- 2011** Julie Kleber (1st Team)
- 2010** Kristina Freeman (1st Team)
Brittany Tabron (1st Team)
Carrie Nolan (2nd Team)
Tiffany Crocker (2nd Team)
- 2009** Kristina Freeman (1st Team)
Carrie Nolan (2nd Team)
Brittany Tabron (2nd Team)

PSAC WESTERN DIVISION PLAYER OF THE YEAR

- 2013** Jen Papich
- 2010** Kristina Freeman

PSAC WESTERN FRESHMAN PLAYER OF THE YEAR

- 2019** Tori Obenrader

PSAC CHAMPION SCHOLAR

- 2013** Jen Papich

PSAC TOP 10 AWARD WINNER

- 2017** Maggie Mitchell
- 2014** Jen Papich

GLIAC AWARDS

ALL-GLIAC

- 2008** Kristina Freeman (1st Team)
Kim Vargas (1st Team)
Ashley Lowdermilk (2nd Team)
- 2007** Christina Jackson (1st Team)
Casey England (1st Team)
Ashley Lowdermilk (2nd Team)
- 2006** Christina Jackson (1st Team)
Casey England (2nd Team)
- 2005** Jen Gwin (1st Team)
Christina Jackson (1st Team)
- 2004** Jen Gwin (1st Team)
Emily Thornbury (2nd Team)
- 2003** Katie Garms (1st Team)
Jen Gwin (2nd Team)
- 2002** Monica Bortz (1st Team)
Kristin Roseberry (1st Team)
- 2001** Kristin Roseberry (1st Team)
Jacki Windon (1st Team)
- 2000** Kristin Roseberry (1st Team)
Jacki Windon (1st Team)
- 1999** Jacki Windon (2nd Team)
- 1998** Angela Lucas (2nd Team)
Jacki Windon (2nd Team)
- 1997** Sandy Zirkle (2nd Team)

GLIAC PLAYER OF THE YEAR

- 2007** Christina Jackson

GLIAC FRESHMAN OF THE YEAR

- 2002** Jen Gwin
- 1999** Kristin Roseberry

GLIAC ALL-DEFENSIVE TEAM

- 2008** Kristina Freeman (1st Team)
- 2007** Ashley Lowdermilk (1st Team)
- 2006** Christina Jackson (1st Team)
- 2005** Jen Gwin (1st Team)
Christina Jackson (1st Team)
- 2004** Jen Gwin (1st Team)
- 2003** Katie Garms (1st Team)
- 2002** Kristin Roseberry (1st Team)
- 2001** Jacki Windon (1st Team)
- 2000** Sara Kitchen (1st Team)
- 1998** Jacki Windon (1st Team)
- 1997** Jen Romanski (1st Team)

GLIAC ALL-TOURNAMENT TEAM

- 2007** Christina Jackson, Ashley Lowdermilk
- 2005** Christina Jackson, Jen Gwin
- 2002** Christina Jackson
- 2001** Kristin Roseberry, Jacki Windon
- 2000** Kristin Roseberry